



President's Report Julie Walton

It gives me great pleasure to introduce this special newsletter, which not only details the BMUS news but is an opportunity to promote our forthcoming Euroson conference. I am grateful to colleagues from EFSUMB, AXrEM and NPoCUS for their contributions to this.

In this issue

- President's Report
- Welcome to Euroson/NPoCUS
- WRULD sonographer survey
- Welcome new CEO
- Fetal Measurements document
- WFUMB 2009
- Summer School Report
- Where does your membership fee go?

Contact us

British Medical
Ultrasound Society

36 Portland Place,
London W1B 1LS

Tel: 020 7636 3714
Fax: 020 7323 2175


www.bmus.org

I look forward to welcoming many of our members and colleagues from all over the world to Edinburgh. I am sure that you will have a stimulating and interesting conference, supported by the chance to see some terrific ultrasound equipment in practice, a jam packed exhibition and fabulous social events. Not to mention the opportunity to catch up with old friends and to make new acquaintances.

This is a special event for BMUS as we join with our European colleagues from EFSUMB to present a 3 day scientific/medical extravaganza. We are maintaining the format for the event which was so successful in Liverpool last year. There are 3 parallel lecture sessions and running alongside we have integrated training sessions and workshops. The latter were designed in conjunction with AXrEM to allow delegates to take part in practical sessions using state of the art technology, supported by expert users. Take a look at the programme at www.euroson2009.org for specific details. We are very fortunate that Euroson is supported by expert faculty from all over the world. A special word of thanks is expressed to Dr David Pilling and his Scientific Organising Committee for all their hard work in putting together such an inspiring programme.

We are honoured to have Professor Yves Ville, Obstetrician from Paris, to deliver the Donald MacVicar Brown lecture.

I am particularly delighted that Mr Tom Brown, one of the founders of medical ultrasound equipment in



the UK, has agreed to co-Chair the DMB session with me, and in fact Tom himself will present the DMB medal for the first time which is particularly special.

Tom will be present for most of the conference and you should really take the chance to speak to him and hear first-hand his wonderful stories about the conception and evolution of ultrasound with Professors Donald and MacVicar.

Other keynote speakers to mention are Dr Hervé Monpeyssen from Lille, who is presenting the Therese Planiol Lecture, Professor Dieter Nürnberg, President of the German Society for Ultrasound in Medicine (DEGUM) will give the Euroson lecture, and Professor David Evans, Leicester, will present the WFUMB lecture. Following on, Professor Christoph Dietrich will present the DEGUM Lecture, and Dr Bjørn Skjoldbye from Denmark the Hans Henrik Holm Lecture.

Many of you will be aware that one of the most well known, charismatic radiologists in medical ultrasound, Dr Peter Twining, passed away in July this year. We were inundated with requests to honour Peter's memory at the Euroson conference. Having discussed this with Peter's friends and family, and with the support of BMUS Council, we have decided to dedicate the early pregnancy session to Peter. This will take place on Tuesday 8 December at 10.45, in the Fintry Suite.

The session will start 15 minutes early and

Contd from page 1

those delegates who wish to join us will have the opportunity to hear a short memorial about Peter's life. We will be joined by Peter's wife, Beky, his daughter Gabriella, and close friends of the family. It was also agreed that there should be an obstetric lecture at every subsequent BMUS annual scientific meeting in Peter's name, and that a medal would be given to the invited lecturer. Hitachi has very kindly agreed to support this initiative, and the first medal will be given this year to Mr Bill Smith who is speaking in the early pregnancy session. It was felt quite fitting that Bill be the first recipient of this medal as he was a close friend and colleague of Peter and is internationally renowned for his work in obstetric and gynaecology ultrasound. He was one of the pioneers of the use of transvaginal scanning. Peter's daughter, Gabriella, has very kindly agreed to present this medal and we are grateful to the family for supporting BMUS at what is a difficult time for them.

Euroson will commence with a high profile opening ceremony, and short of spilling all surprises, will involve a piper and a procession of the EFSUMB and BMUS officials..... The closing ceremony will also be a longer event than usual, during which all prizes for posters and proffered papers will be awarded, together with the Euroson Young Investigators award and the BMUS prizes for the recent image competition. At close of play of the conference, the 'baton' for Euroson will be officially passed from BMUS to our colleagues in Copenhagen for 2010. We have a few more surprises outside the 'norm' course events, so do come along and see for yourself!

There are already over 600 delegates registered, and we look forward to an expansion of those numbers as the event approaches. We will be glad to register delegates at the actual event, not just advanced bookings, so if you have a last minute pass from work, then come and join us! Take the chance to come and hear and work with some of the world experts in medical ultrasound.

It gives me great pleasure to introduce Dr Norbert Gritzmann to welcome you on behalf of our European colleagues.

Welcome to Euroson from Prof. Norbert Gritzmann, President EFSUMB



Dear BMUS members!

EUROSON 2009 in Edinburgh is the 21st European Ultrasound Congress.

As usual EUROSON 2009 is organised in conjunction with a national Ultrasound society. This time BMUS has invited the European Ultrasound community to Edinburgh from December 5th to 8th. We all are very glad to come to such a historic place.

It is well known that Ultrasound congresses get more involved in education purposes, the programme reflects this trend. For the European Federation of Societies in Ultrasound and Biology (EFSUMB) it is of tremendous importance to stimulate young presenters. So the congress fee has been waived for presenters below 35 years.


Ultrasound Contrast Agents gave a significant boost to the clinical use of sonography. EFSUMB has edited the guidelines and recommendations for USCA.

EFSUMB stimulates international multicenter studies, so today Europe is in a leading position regarding the use of new technologies. Also new techniques are emerging as elastography which now comes into clinical routine. Regarding the membership in national ultrasound societies, Europe is in also in a leading position.

I am convinced that EUROSON 2009 will be a big success, so I would be happy to meet as many of you as possible in Edinburgh. Let us build an European Ultrasound Community together.

2nd NPoCUS conference – Welcome by Julie Walton, BMUS President

In 2009, BMUS was approached by the National Point of Care Ultrasound Society to host the 2nd NPoCUS conference as a satellite conference to Euroson. This followed a very successful first conference held in Gateshead last year. The NPoCUS programme is a combination of lectures but it has a major focus on practical demonstrations and hands-on scanning, providing an opportunity for point of care practitioners not only to work with experts, but to follow recognised national programmes for training. We are hugely grateful to Bob Jarman and Jim Connelly for leading this event, and I am sure it will be a great success.



The programme can be seen at www.npocus2009.co.uk

Please draw this event to the attention of anyone one who practises point of care ultrasound in your hospital, and encourage them to come along. I am delighted to be able to introduce Bob Jarman to present a short introduction to NPoCUS. Over to you Bob!



Last year heralded the birth of NPoCUS. To some it may have just sounded like 'hocus pocus', which I admit it does! To others, myself included, it began a journey to bring together all users of point-of-care ultrasound, to share good practice and look forward to collaboration in many ways and between many different users. Point-of-care ultrasound is developing popularity worldwide, and in a nutshell it is the use of ultrasound to aid clinical assessment and treatment, often by asking focused questions, by users not traditionally from a radiology background. It certainly is not a replacement for formal radiology services but has brought about innovative uses that have, in many cases, shown a benefit to patient care. **Contd on page 3**

NPoCUS contd from pg2

Following on from the success of last years NPOCUS, held at the Baltic on the banks of the Tyne, I am really pleased that NPoCUS2009 will be an official satellite congress of EUROSON2009, Edinburgh.

The main emphasis, as with last year, is to provide many opportunities for delegates to get hands-on experience and we have 6 integrated workshops incorporated into the event for this purpose. In addition, we have invited an international expert faculty to deliver sessions. NPoCUS delegates will also be able to go to EUROSON sessions and vice versa. Hopefully, some barriers between traditional and point-of-care practice will be broken down further. This is one reason why we have some joint NPoCUS/BMUS sessions.

So the last thing to say is, just in case you were wondering.... NPoCUS stands for National Point-of-Care Ultrasound Congress! Hopefully see you all soon.

Cheers, Bob.

Bob Jarman FRCSEd FCEM
Joint Chair of NPoCUS2009 Organising Committee
Visiting Fellow (Point of Care Ultrasound)
Teesside University,
Consultant in Emergency Medicine
Queen Elizabeth Hospital
Gateshead
NE9 6SX
Tel +441914452946
Fax +441914452830

Sonographer Survey- Work Related Upper Limb Disorder (WRULD)

Work Related Upper Limb Disorder (WRULD) is well documented as a professional hazard amongst sonographers. Sonographers based at Cardiff University are currently undertaking a study to assess the perceived exacerbation of this condition. The study aims to assess whether there are certain techniques or examinations which sonographers feel may affect either their current symptoms or increase their risk of developing symptoms.

The on-line questionnaire is available from Monday 16th November 2009 and should take approximately 10 -15 minutes to complete. The investigators would greatly value your participation.

For further information on the study please contact Julia Kennedy or Gillian Leadbeatter, School of Healthcare Studies, Cardiff University (02920 687696) email: kennedyj4@cardiff.ac.uk or leadbeatterG@cardiff.ac.uk



Welcome to David Roberts-Jones, new BMUS CEO

Although trained as a Musician with the expectation of following a well-trodden musical path – cathedral chorister; cathedral organ scholar; college organ scholar; teacher/performer, etc., etc., David Roberts-Jones veered off that path following 2 years post University teaching in Kuwait and having seen how the expat financial community lived compared to the lives of the teachers!

Twenty-five years later, with a wide experience of the different aspects of investment banking in US, Dutch and Japanese-owned banking groups, the decision seems an easy one to have made but it was a difficult choice at the time!



His final position was Executive Director in the Primary and Structured Finance team of Mizuho International, the investment banking subsidiary of the Japanese megabank, Mizuho. The job, when pared down to its essentials, was to promote Mizuho's activities to Governments, Local Governments, large Corporates and financial groups, persuading them to utilise Mizuho for their access to the Japanese capital markets. This involved travelling globally for almost 3 weeks out of four, organising conferences for senior level clients and market participants and being a slave to the demands of the Blackberry!

David however, is not a stranger to the not-for-profit world. In his spare time, he joined the Board of a medium-sized London Housing Association in 2000 and has been Chairman for the past four years. He is also a long-time member of the Institute of Fundraisers and has advised the Latin American Disabled Peoples Project and the Charles Dickens Museum amongst other charitable trusts and associations, on their fundraising and finance policies and strategy.

With the news in late 2007 of the regrettable ill-health of his father at the forefront of his mind and the attraction of not having to spend quality time in airport lounges waiting for delayed flights, he decided to retire from banking and devote more time to making life more comfortable for his parents, given that his father's condition had been diagnosed as terminal. The very quiet time that followed this busy period, made him realise that being "retired" without plenty to do, is not always as attractive as it might seem! Thus he decided to return to work, albeit part-time, so that he could still feel "retired" but certainly not doing a job which involved so much travelling! At a time when jobs are scarce and being fussy about days seemed a luxury, the 3 day week offered by the BMUS Chief Executive post seemed particularly attractive and ...well it all starts from here! It was perhaps ironic that his first days involved travelling to three different cities though....

Julie Walton, President of BMUS, commented that the BMUS Council were very happy to welcome David to his post and noted that he had beaten the competition because he provided skills in conference organising, governance, strategic business thinking but above all financial expertise which will help to build on the strong foundations established by our outgoing General Secretary, Ann Tailor".

Julie adds, "on behalf of all at BMUS office and Council I extend a warm welcome to David who has taken up a changed post within the Society, that of CEO. This post has increased responsibility for strategic and financial issues associated with such a major medical/scientific organisation, of charitable status. David has had to 'hit the ground running' given that Euroson is just around the corner. We are fortunate that our outgoing General Secretary, Ann Tailor, has agreed to a lengthy handover period to ensure a smooth transition and execution of the Euroson Conference and we are indebted to Ann for ongoing support of BMUS as she is going to continue to work with David 1 day per week until December, rather than leaving us in October as originally planned. We wish David well and look forward to working with him."

BMUS Fetal Measurements Document

The BMUS fetal measurements document was finally published in August 2009. This was the culmination of many, many years hard work. BMUS is grateful to the team involved in persevering with this and working with other organisations such as the National Screening Committee in producing the final document. We have spoken to a lot of people since publication and it is really disappointing that a significant number of ultrasound departments remain unaware of the existence of this document.

We would therefore URGE all BMUS members to make your colleagues aware of this document. Please tell them that it is freely available at www.bmus.org/policies-guides/pg-fetalmeas.asp and encourage them to adopt the policies published.

This document is now nationally accepted as best practice, and describes the biometry that should be used in all departmental protocols and practices. We really must all work together to promote this document and make sure it is universally adopted.

BMUS President's report

This will be a potted version given all the Euroson news, and I shall take the opportunity to briefly reflect on the core BMUS activities of 2009.

BMUS has continued to thrive and develop and we have had a very successful year both in terms of activity and financially. We have experienced a wealth of excellent study days as well as the 3 day Summer School, which Borsha Sarker reports on later in the newsletter. I would like to thank the Scientific and Education Committee, very ably led by Dr Carmel Moran, for all their endeavours in bringing you this successful programme.

Equally, the Publications committee, under the expert leadership of Dr Paul Sidhu, has seen the journal continuing to grow. 2010 will see a change in the publication of the journal 'Ultrasound' when we move to a new publisher, the Royal Society of Medicine, in February.



Not surprisingly, there will be a few changes, but it will only get better! I thank all involved, particularly Dr Emma Chung, Editor, and her sub-Editors, Hazel Edwards and Tom Fitzgerald, for their hard work, and wish them every success with their plans for taking the journal forward.

The BMUS Safety committee, under the expert guidance of Prof Gail ter Haar have had a particularly busy year. There are a number of new safety publications coming to the journal and the website, so please keep an eye on the website for details. Again, I thank Gail and her team for their tireless endeavours culminating in what I am sure you will agree are an excellent set of documents.



Hitachi Medical Systems invite you to the Real-time Tissue Elastography Seminar Euroson 2009

Sunday, 6th December

1.30 – 3.00, Tinto Room, Lomond Suite, Level 0, Edinburgh International Conference Centre

Moderator: Professor David Cosgrove, Imperial College, London

Welcome and Introduction Professor David Cosgrove

Real-time Tissue Elastography: an overview of the technique and clinical applications : Professor Dr Christoph F Dietrich, Caritas Krankenhaus, Bad Mergentheim

Recent Advances in Thyroid Elastography. Can elastography reduce unnecessary biopsies in soft nodules? Dr David Richardson, Royal Victoria Infirmary, Newcastle

Can Elastography offer further clinical information during testicular scanning? Dr Paul Sidhu, Kings College Hospital, London

Summary and Conclusion Professor David Cosgrove



A short seminar considering the techniques and clinical applications of elastography. May support outcomes 1, 2, 6, 7, 8, 9, and 12 of CPD Now.

BMUS Website

2009 saw a massive overhaul of the BMUS website. It not only underwent an 'extreme makeover,' but a review of its content. It has become much more dynamic, and reflects current news as it happens. Please do not forget that Alice Hepworth and Dr Roger Moshy are leading on this for BMUS, and they are keen to hear from you as to what you would like to see as additional content. Thanks to both Alice and Roger for taking this forward so successfully.

WFUMB 2009

Kevin Martin, Paul Sidhu

WFUMB 2009, the World Congress in Medical Ultrasound, was held from 30 August to 3 September at the Darling Harbour Convention and Exhibition Centre in Sydney, Australia. The event was the biggest ultrasound congress ever hosted by ASUM, the Australasian Society of Ultrasound in Medicine, with a record number of 2400 participants from 70 countries, including many delegates from China and Korea. The WFUMB scientific program included up to 8 parallel sessions plus live scanning workshops with state of the art reviews, scientific sessions and manufacturer's symposia delivered by a large faculty of outstanding international speakers. The programme was accompanied by a large commercial exhibition and many scientific posters, which were accessible electronically. The stunning location for the congress on Darling Harbour, part of Sydney's iconic waterfront, was enhanced by 5 days of glorious sunny weather.



Looking across Darling Harbour from the Convention and Exhibition Centre

WFUMB 2009

Sydney
Australia

12th Congress of the
World Federation
for Ultrasound in
Medicine and Biology
August 30 – September 3, 2009



WINFOCUS

Immediately following the WFUMB conference was the WINFOCUS conference. Delegates from around the world enjoyed a 3 day meeting for 'point-of-care' ultrasound users. Many interesting aspects of ultrasound use were presented and workshops were well attended. This is a growing area for ultrasound with many novel and inventive applications discussed. There is no doubting the enthusiasm of the 'new' group of ultrasound users.

President's column contd.

2009 has been tinged with sadness in our BMUS office as we said goodbye to our General Secretary, Ann Tailor. You may remember that we officially said goodbye and thanks to Ann in our August BMUS News. However, I am delighted to say that Ann is continuing to work with us for 1 day per week until Euroson, so you will have the chance to say your own personal 'au revoir' to Ann in Edinburgh as she will around for parts of the conference.

BMUS is hugely dependent upon our fabulous office team of 2009 – Alice, Ann, David and Rachel. On behalf of all our trustees and members, I express sincere thanks for their untiring support and professionalism. I hope they enjoy the success of Euroson, which has been a big part of their working lives this year, and that they also to enjoy a much deserved festive break. Sincere thanks all!

We held our biennial BMUS strategy meeting in September, where we bring together all Officers, Committee Chairs, Journal Editor and office staff. We had a most productive event. I will report on this more fully in my February column.

I find it amazing that I write this having served 340 days as BMUS President. It has flown by. That also means we are approaching the festive season, so I finish my column with a competition for the Christmas period.

At the strategy event we decided that BMUS should adopt a 'strap line' or 'tag line' as they are known in publishing. This is a catchy line that we could use in our marketing. For example, my starter for ten is '**BMUS 'be a part!**' But I am sure there are many of you out there far more talented in thinking up such things, so I am donating a prize for the tag/strap line chosen by BMUS Council at its next meeting in February for adoption at BMUS events and in marketing. So, whilst you indulge in Christmas cheer, think of BMUS and email your entries to me at julie.walton@liv.ac.uk by the 31st January 2010.

So, it only leaves me to wish you all a very happy and peaceful Christmas and a very Happy and prosperous 2010 from myself, BMUS Officers and Council.

Jon Walton



British Medical Ultrasound Society

Annual General Meeting

will take place at

Euroson

on

Sunday 6 December

at **12.45**

in the

Sidlaw Suite.

All BMUS members are
welcome to attend.

EUROSON

6TH - 8TH DECEMBER

2009





Report from BMUS Summer School York, June 2009- Borsha Sarker

As Julie Walton reported in the August newsletter, the usual Summer School took place in June this year in a slightly different format, with a programme designed for advanced ultrasound users and this time over three days. The general theme chosen was the question *How Up To Date Is Your....?* with Day 1 concentrating on Emergency Ultrasound, Day 2 on Hepato-Biliary and Day 3 on Gynae Scanning and they proved to be very popular with 77 delegates, some attending over all three days.

Emergency on Day 1 was slightly less well attended than the other two days, but this is an area BMUS hopes to expand on in the future with the developments in Point of Care Ultrasound and one in which I strongly believe more Sonographers are going to become involved.

If you want to learn more, take a look at the NPoCUS programme on the Euroson and Edinburgh ASM website www.npocus2009.co.uk/home.asp

Here are a few quotes from the day....

'I would recommend this to colleagues for a very refreshing coverage in emergency u/s.'

'This course raised so many different aspects of care. It was extremely interesting and informative.'

'Very informative programme, which highlighted training needs and potential developments and impact this can have on an ultrasound department.'

Day 2 on advanced Hepato-Biliary attracted 56 delegates and Day 3 on Gynae, 48 delegates, who particularly enjoyed the 3D gynae practical demonstration by Bill Smith using a TVS phantom containing pathology, kindly supplied by Julie Walton and Liverpool University and scanned with total discretion! The delegates said....

'Practical demos were extremely helpful in consolidating understanding of the theory.'

'The programme had a great range of cutting edge topics and a balance of demos and lectures.'

'The protocols and litigation lectures were captivating. All ultrasound practitioners should be aware of the issues that were discussed'



Delegates enjoying a coffee break at the summer school in York

I'd like to give a huge personal thanks to all the speakers, namely Heather Venables, Jane Brenchley, Colin Nice, Bob Jarman, Raj Sinha, Andy Bodenham, Jane Bates, Tim Hoare, Nigel Grunshaw, Abdul Razak, Guy Vautier, Julie Walton, Shilpa Deb, Shyamaly Sur, Tracey Hughes, Kathy Ford), many of whom gave two lectures, gave up their personal time free to BMUS and contended with some rather stressful AV challenges, to deliver a thoroughly fascinating and thought provoking programme.

I would like to single out a couple of people for special thanks. Heather Venables and Bill Smith gave up a whole day due to the timing of their lectures and Rachel Meir from the BMUS Office who acted as co-organiser with me for three days. Thanks also for their support to our equipment manufacturers SonoSite (and Dee Banks), Zonare (David Thomas and Archie McQuarry) and the York National Centre for Early Music who were wonderful hosts.

Finally, to whet your appetite, we already have early plans for next years Summer School which will be in June 2010 (date tbc) and Nigel Grunshaw from Darlington has agreed to organise an entire day of Bowel Ultrasound for BMUS as Day 1. We have paired this with a day on Small Parts, Head and Neck. Hopefully both will include as we did this year lectures on Protocols, Reporting, Competency and Medico-Legal aspects of the topics covered.

I have tried to canvas my friends and colleagues in the Ultrasound Community and provide focussed training days through BMUS covering many of the more advanced problems, but also "bread and butter" topics in typical general departments, which seem to increasingly have less daily Radiological support.

BMUS is also always looking for keen individuals who would like to organise an event with BMUS and of course it is fun (once it's over - honest!), but also a great CPD opportunity. I now sit on the Scientific and Education Committee and am part of the ASM committee for next year in Brighton. If you have any ideas on what you would like to see (or have repeated), as content for lectures, workshops or study days please contact BMUS or feel free to email me at borsha.sarker@ghnt.nhs.uk with your ideas.

I look forward to hearing from you!

Best Wishes, Borsha Sarker (Sonographer - BMUS Council)



Bill Smith, Clinical Diagnostic Services, demonstrating 3D volume ultrasound in gynaecology

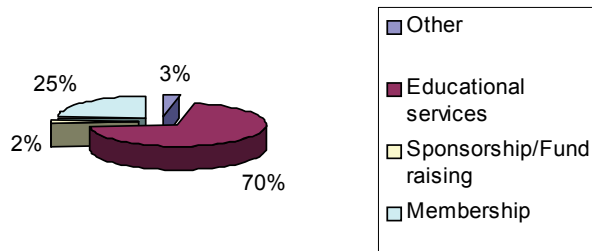
Where does your membership subscription go?

With the need for greater transparency in mind, the Treasurer thought it would be a good idea to give some detail on the accounts recently approved by the Council.

As members will know, BMUS has lost money over the last few years for varying reasons, but the Board feels that the strict financial discipline and careful cost control throughout the organisation have helped us to turn the corner.

Looking in a bit more detail at how much we get in overall, you can see that membership subscriptions account for 25% of the income of the Society. This income is dwarfed however by the revenue from our educational activities, which include the Journal and its advertising, the study days and of course the ASM. You will be able to see that these revenue streams are absolutely critical to the success of BMUS' mission, providing us with 70% of what we earn!

BMUS GROSS INCOME 2008-2009



If we break that 70% down itself, you can see that the ASM is the biggest provider of income, but it also carries the greatest risk to the Society, as we have to commit so far in advance.

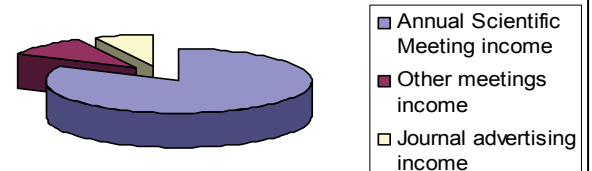
Council recognizes that we have to make the programme interesting and relevant to all BMUS members, but we also need to get more members attending if we are to start to increase our educational remit.

It is of course wonderful to know that we made a good return on our ASM visit to Liverpool, but those of you with long memories will remember that the year before we *lost* £20,000 on the ASM as it wasn't well enough supported, so it's a risky business!

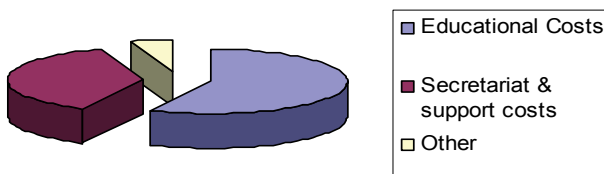
Looking at our cost base, the salary freeze and other cost cutting has meant that the secretariat punches well above its peer group in cost efficiency, but nevertheless, there are certain fixed costs of rent, light, office machinery, auditors over and above the costs of salary, which are needed just to "run" BMUS.

The membership subscription pays for approximately 70% of these core costs, when in fact we should be much nearer to covering all of these costs via subscription so that we can devote the income that we make in educational activities towards increasing our educational outreach rather than paying the rent!

BMUS Educational activities



BMUS EXPENSES



our educational outreach rather than paying the rent! With this in mind, Council has approved a small but significant increase in subscriptions for 2010, and introduced a 'tier' system of membership.

For the vast majority of members the increase is £10/year, and for a small number of members the maximum increase will be £30/year.

This will go some way to reducing our dependence on income from educational activities to run the day-to-day activity of the society and provide for the needs of members.

EUROSON 2009

6th - 8th December 2009

If you haven't already registered do so NOW!

www.euroson2009.org/delreg2009-01.asp

We are taking advance registrations up to
Friday 27 November. From hereon you can register on the day at the event.

This course has been approved by
the RCR for 17 Category 1 CPD Credits. Training days have been accredited 6 Category 1 CPD Credits

Final Programme now available on-line.

www.euroson2009.org/programme1.asp

National Point-of-Care Ultrasound Congress

5th - 7th December 2009



EICC, Edinburgh

Specialty Focused Training Day, with topics including:

- College of Emergency Medicine Level 1
- Echocardiography for Emergency Medicine & Critical Care
- Ultrasound in the Undifferentiated Shocked Patient
- Ultrasound for Acute Physicians
- Introduction to Ultrasound for Surgeons

Stand-alone NPoCUS scientific programme; access to Euroson 2009 sessions; varied lectures from international experts; hands-on demonstrations; Technical and Poster Exhibition

Visit our dedicated conference website: www.npocus2009.co.uk
for full programme details and conference registration