



President's Report – Julie Walton

A warm welcome to the May 2009 'BMUS News' to all our members. Thankfully, unlike when I was holed up in my office writing my editorial in February, there is no snow but beautiful sunshine here in Liverpool.

In the February issue, I noted the BMUS 'cabinet reshuffle' and I am now delighted to report that all new appointees have settled into their respective positions and are incredibly proactive in promulgating the activities of BMUS, for which I thank them sincerely. The Chair of each of the major BMUS sub-committees will provide a report and an overview of their strategic plans in the August 'BMUS News' once they are fully embedded into their new role. So await the reports from the Scientific and Education Committee (Dr Carmel Moran), Publications Committee (Dr Paul Sidhu) with eagerness. In the meantime, please read the Safety group update by (Prof Gail ter Haar) on page 6. I am also keen to develop the content and style of this news letter and that has started today with a renaming of this publication as the 'BMUS News'. We will now be commissioning topical reports which we consider of interest to our members for future editions as well as giving reports on our core BMUS activities.

In my February writings, I presented a list of my aspirations for the Society which I would be particularly keen to pursue during my Presidential tenure. So here is this quarter's update on progress:

Financial status of BMUS

Dr Paul Sidhu (Honorary Treasurer) and Ann Tailor (BMUS General Secretary) are the key figures in monitoring BMUS financial status and advising Council on such issues. BMUS currently remains on a sound financial footing. The summer period will, as always, see our financial audit for the past year and we look forward to receiving the financial report from Baker Tilly in the early autumn. This will of course be disseminated to all members later this year.

The new face of the website

Well the BMUS website has successfully undergone its 'extreme makeover' and its new look went live on 16 March 2009. This was the culmination of many months of hard work behind the scenes and thanks must go to our web designers (Kosmos) and in particular to Alice Hepworth (BMUS Web Manager) for making sure that there was a smooth transition. I hope that you will agree that the site looks much more professional and is much more user friendly.

continued on page 2...

AXrEM

BMUS & AXrEM Building the UK Ultrasound Future Together

AXrEM is the Trade Association of Healthcare Technology Providers for Imaging, Radiotherapy and Care representing the interests of suppliers of this equipment to the UK healthcare sector. AXrEM members are involved in a wide range of activities including consultation with the Department of Health, NHS and recently the NHS Supply Chain organisation regarding trading terms and conditions pertaining to clinical Radiology, all of which facilitates the industry serving the UK healthcare providers, effectively and efficiently.

AXrEM's specialist focus group for Ultrasound, which includes most of the leading Ultrasound vendors, has been working very closely with the British Medical Ultrasound Society to promote and cultivate an outstanding scientific and educational programme for the forthcoming BMUS/EUROSON 2009 Meeting in Edinburgh. This partnership offers enhanced opportunities for delegates to learn and develop through lectures and accredited workshops and hands-on training sessions as well as to visit the Manufacturers' Exhibition Area to discuss Technical, Clinical and Social matters evolving from this new and futuristic approach to scientific meetings.

BMUS and AXrEM have, together, renewed and strengthened the relationship between industry and the scientific community setting new standards and establishing an exciting, innovative and affordable template for their membership for the future and we look forward to a long and fruitful partnership ahead and we welcome you all to the BMUS/EUROSON meeting in Edinburgh, December 2009.

Stephen Brookes
Chairman

Ultrasound Focus Group for AXrEM

AXrEM website – www.axrem.org.uk

In this issue

- President's Report
- Honorary Secretary's Report
- CASE Open Forum
- Ultrasound in Sudan
- Ultrasound Image Competition
- Safety Committee Report
- Euroson 2009
- BMUS Study Days
- Goodbye Grant

Contact us

British Medical
Ultrasound Society

36 Portland Place,
London W1B 1LS

Tel: 020 7636 3714
Fax: 020 7323 2175

www.bmus.org

Continued from page 1...

We have had some excellent feedback from members about the new web interface, but please keep any comments coming in, addressed to Alice Hepworth at alice@bmus.org

We are well aware that there is now a significant amount of updating of the content required and this is well in hand. Dr Roger Moshy (BMUS Honorary Secretary) has been charged with leading on this and he has already allocated tasks to members of Council to review the content and so this should now move on fairly smartly. If you have any suggestions for content or would like to get involved in contributing to the website then please contact Roger at roger.moshy@pbb-tr.anglox.nhs.uk. He would be delighted to hear from you.

Evolution of the BMUS annual scientific meeting

This meeting is always the flagship event in the BMUS events calendar. In March, I met with Stephen Brookes (current Chair AXrEM) to discuss their feedback from the Liverpool ASM and the plans for Euroson 2009. In addition, we have also sought feedback from those non-AXrEM companies who exhibited in Liverpool 2008. Feedback from delegates has also been extremely positive. Universally, the Liverpool formula was clearly well received by all parties and we be building on this solid foundation for Euroson in December 2009, with the continuation of the hands-on workshops, integrated training sessions as well as the more traditional scientific sessions.

Closer collaboration with other learned societies

Since my last news, I have had 3 successful meetings to explore closer collaboration with other organisations involved in medical ultrasound, notably AXrEM, the British Institute of Radiology (BIR) and the Society and College of Radiographers (SCOR). I was warmly welcomed by all three organisations and I thank their respective Chairs/Presidents for taking the time to meet with me.

Meeting with AXrEM

As I mentioned above, I met with the Chair of AXrEM (Stephen Brookes) in March 2009. We now have a clear vision of how BMUS and AXrEM can work together to best serve the ultrasound community at the BMUS annual scientific meeting and in the wider activities of BMUS. I invited Stephen to write an article for this 'BMUS News' about the evolving collaboration between BMUS and AXrEM.

Meeting with the British Institute of Radiology (BIR)

BMUS has always enjoyed a close working relationship with the BIR. In fact, BMUS leases its office space at 36, Portland Place, London from the BIR. On the 20th March, I made one of my regular visits to Portland Place for a meeting with Dr Stuart Green (President of BIR). Stuart is a Medical Physicist in Birmingham in his 'alter ego' and in addition of our mutual love of physics, it is fair to say that Stuart and I are also of like mind when it comes to best providing for the national ultrasound community. We both strongly believe that a collaborative approach is the way forward for maximum effect. It is early days as yet, but we had a very wide ranging and valuable discussion, including – office accommodation, possibility of joint educational events, publishing and UKRC. Stuart and I are now to meet regularly to take these discussions forward and our next meeting will be later this month.



Stuart and myself at the Art of Medicine exhibition, gongs and all!

Our meeting was timed to coincide with a high profile BIR exhibition which I attended as Stuart's guest. The main theme of the art exhibits was paintings or sculptures based upon people with facial anomalies. This sounds very strange, but the artists managed to capture their subjects with great compassion. It was really quite a moving experience. Lizette Van Niekerk, the Marketing Manager of the BIR, has kindly produced the following press release about the event for your information. (Photographs also supplied by the BIR.)

The "Art of Medicine" Exhibition hosted by The British Institute of Radiology in March was attended by a wide range of visitors. Schools from the London area look part in a lively and interactive workshop hosted by junior scientists from the Oxford University based Accelerate! team who explained how particle accelerators work. Demonstrations of the effect of liquid nitrogen on everyday objects and static electricity were ex-

tremely popular and there was no shortage of volunteers who were prepared to get their hands dirty for science.

A free lecture and drinks reception was attended by students and trainees from all the medical imaging professions. The lecture by Professor Peter McOwan entitled "From Pixel to Perception" looked at some of the fascinating science behind human visual perception. The talk explored how we use optical illusions to help us better understand the brain and how this assists professionals in the imaging field to understand what they are seeing.

One of the highlights of the week was a visit by HRH The Duke of Kent when artists had the opportunity to explain the inspiration behind their work. The Duke took the opportunity to practice taking blood from a vene puncture model provided by artist Margot Cooper. A very amusing collection of original cartoons from the Chris Beetles Gallery poked



Artist Claire Jones explaining her work to HRH The Duke of Kent



Practising taking blood

fun at the idiosyncrasies of working in the healthcare sector and dealing with often eccentric patients and administrators.

The weeklong event ended on a very high note with an Auction Dinner attended by members and guests to raise funds in support of the educational and charitable activities of the Institute.

I congratulate the BIR on such a successful event. I found this event very inspirational and since then Stuart and I have discussed the possibility of building on this successful formula by hosting a similar joint event in 2010 to celebrate the centenary of the birth of Ian Donald who was born on 27th December 1910.

We are all aware that Ian Donald was the pioneer of modern ultrasound and we feel confident that there will be considerable interest – both popular, medical and scientific in his life and contribution to medical ultrasound. Both BIR and BMUS have a great deal of material in their historic archives relating to ultrasound and it would seem highly appropriate to celebrate Ian's anniversary with a history of ultrasound event. We are currently pursuing discussions around this and will advise on final details in the August news after final discussions with respective Councils.

Here are some words directly from Stuart regarding his views on the possibilities for collaborative working with BMUS.

'The relationship between BMUS and BIR is an important and long established one. It stems from our shared focus on clinical and scientific advances of our subjects and the efforts we make to spread the knowledge of these developments for the benefit of patients. The BIR sees it as part of our role to support and collaborate with partners such as BMUS as we pursue our objectives.'

'The fact that we also share a base in Portland Place only strengthens our relationship with BMUS and provides ready opportunities for collaboration on a number of fronts. During my Presidency I intend that we will exploit these opportunities to the full and for the benefit of both societies. Our first joint project is likely to be a celebration of 100 year anniversary of the birth of Ian Donald, in 2010. It is our intention to welcome society members, medical professionals and the general public into Portland Place to experience first-hand the benefits that ultrasound has brought to medicine. As we develop this event, we will also be exploring other potential areas of collaboration in the areas scientific events and publishing.'

Dr Stuart Green, President of BIR

Meeting with the Society and College of Radiographers

Monday 27th April 2009, I found myself on another excursion to London, this time to the SCOR Head Quarters on the

Southbank. The BMUS President-elect, Dr Colin Deane, came with me and we were warmly welcomed by Professor Audrey Paterson and Nigel Thomson. BMUS members will be well aware of the close working relationship that had been enjoyed between UKAS and BMUS in the past. I am sure that you will all now be aware that UKAS has now formerly merged with SCOR and there is a new SCOR committee to deal with ultrasound issues. Sonographers currently remain the greatest proportion of the BMUS membership hence I was particularly keen to have this meeting at an early stage in my Presidency to explore mutual opportunities for supporting Sonographers.

Again, it is early days to report on specific outcomes, but it is fair to report the key issues discussed at our meeting included: Professional Practice Indemnity (PPI) for members of both organisations, progress with the application to the Health Professions Council on the application for the protection of the title Sonographer, joint educational events, joint professional ultrasound guidance, improved web links, training issues, short course accreditation, CASE (Consortium for the Accreditation of Sonographic Education), social scanning in obstetrics, private health screening with ultrasound and last but by no means least - workforce issues.

I am delighted to be able to draw to your attention to a new document which was produced in the latter part of last year by UKAS which will be of great benefit to the ultrasound community and it can be obtained free of charge! SCOR has asked me to point out that the 'The National Clinical Guidelines for Professional Working Practice (2008) are now available on the SCOR website at www.sor.org/public/document-library/sor_D41663_Prof_Guidelines_Booklet.pdf. I am sure that this will be very well received by all ultrasound departments.

This was the first in a regular series of meetings with SCOR I will be meeting with Professor Paterson again later in May to take this forward.

THE COLLEGE OF
RADIOGRAPHERS



Governance issues

Sometimes I forget how many or which hat I am wearing! However, if I take off

my 'BMUS hat' and put on my 'University of Liverpool hat' I can report that I have been undertaking some commissioned work on behalf of the Department of Health which is focused on governance in ultrasound through the application of competence frameworks, audit of practice and CPD activity.

This work was finished at the end of March this year and now sits with the Department of Health prior to consultation. Clearly, all the professional bodies involved in ultrasound (BMUS included) will be invited to consult on these guidelines, prior to their formal release. I have a further meeting with the Department of Health later this month to discuss this consultation process. These guidelines do have a session in the scientific programme at Euroson for their formal public launch and I will keep you posted as to their progress in the August 'BMUS News'.

You may be aware that there is also a National Ultrasound Steering Group (NUSG) which reports to the National Imaging Board. NUSG is chaired by someone well known to many of you - Dr Paul Dubbins, Consultant Radiologist, Derriford Hospital, Plymouth. I have a seat on this group and they are doing some really exciting stuff, hence, I have invited Paul to write a short update on the group's activities in the August BMUS news, rather than giving a second hand account here. I like to keep you sitting on the edge of your seats...

Update on Euroson, Edinburgh, 6th-8th December, 2009

In December 2009, BMUS will host the European meeting – Euroson. This is a larger meeting than our typical BMUS annual scientific meeting as the aim is to attract delegates from across the European ultrasound community, as well as our home based delegates. The scientific organising committee, under the leadership of former BMUS President Dr David Pilling, are progressing well with their plans for the programme. The format of the event will follow last years successful 'Liverpool formula'; that is there will be a series of three parallel scientific sessions, hands on workshops and integrated training sessions. Professor Yves Ville (Consultant Obstetrician, Paris, France) has accepted our invitation to deliver this years' Donald MacVicar Brown lecture. We feel that a European speaker was best suited to deliver the DMB lecture at Euroson and we look forward to welcoming Yves to contribute to the programme.

Tom Brown has accepted his invitation to attend Euroson as a distinguished guest of the Society and he is working with our team to advise on the history of ultrasound exhibits. His continuing enthusiasm for ultrasound and dedicated support of the society never ceases to amaze me. It is always a great pleasure to have Tom present as without the insight of such pioneers, none of us would have a job!

Please visit the BMUS website at www.euroson2009.org for the latest up to date programme and registration details. We have again set a date for early bird registration and so please register prior to **30th October 2009** to save yourself some money!

The 'Call for Papers' has now gone to print and you will soon be receiving that, which is your personal invitation from BMUS to submit abstracts for oral presentations and posters to be included in the Euroson programme. So fingers to the keyboard please! Let us have lots of examples of the fine ultrasound work going on in the UK to showcase to our European visitors. Be aware that your abstracts must be received by BMUS by **Friday 21st August**. After their receipt, they are reviewed at a meeting of the scientific organising committee and those which are accepted will then be slotted into the relevant part of the scientific programme in September.

I am also delighted to report that the National Point of Care Ultrasound (NPoCUS) group will be holding the 2nd NPoCUS conference during our meeting and I thank Bob Jarman (Consultant in Emergency Medicine) and Borsha Sarker (BMUS Council) for ensuring that this collaboration could be achieved. It will be a valuable expansion to the programme, by attracting the 'point of care' ultrasound users as well as offering interesting applications of ultrasound in this medical field to our existing audience.

Any BMUS annual meeting would not be BMUS (if there is such English!) without a full and exciting social programme. The highlight for Euroson will be the Cellildh on Monday 7th December 2009. We have one of Edinburgh's most popular kilted bands (and I am told the tallest!) to lead the way and even if you have never danced like this before, we are assured that they will have every-one 'jigging and reeling' before the night ends. So, dust off your dancing shoes and get practising in true BMUS style!

BMUS Annual Scientific Meeting, Brighton 2010

BMUS Council in collaboration with AxREM has agreed to take the 2010 BMUS annual scientific meeting to the south coast. We will be hosting the meeting in the newly refurbished Brighton conference centre. For me this will be a bit of a 'blast from the past' as my early recollections of attending BMUS was hot (or rather cold) footing around the seaside towns of the UK in December.



The Royal Pavilion, Brighton

Dr Tom Marshall, Consultant Radiologist, Norfolk & Norwich University Hospital, has kindly agreed to take on the role of Chair of the scientific organising committee for this event and we



thank Tom for this and look forward to welcoming him to his first BMUS Council meeting to start the planning in June 2009.

I am sure you are curious as to where BMUS goes after Brighton? Well provisionally we are heading back to the fabulous Liverpool Arena and Conference Centre for our 2011 annual scientific meeting. Final contractual negotiations are well underway and then we can confirm.

Suggestions from members

In February, I invited members to contact with me with suggestions for the Society to consider. After all, BMUS is here predominantly to serve its membership and we are all keen to do just that. I only received ONE suggestion for our consideration and that was a request for revised fees for retired NHS staff. I have fed this into the Council and this will be considered after we have our annual financial review in the autumn. I fully appreciate that everyone is so busy, particularly in the target driven NHS, but help us to help you by telling us what would help you in your ultrasound life.

Summary

It is difficult to believe that summer is almost here and that almost 6 months of my Presidency has passed. But, the first few months have seen some useful bridges built with other learned societies who are involved in ultrasound. I look forward to continuing to work with them in the hope of achieving a stronger voice for ultrasound in the UK. And yes, for those of you who do not know me personally, I do have a true love of physics. I am a Mum who looks forward to the physics homework coming home to test my skills (sad I know).

If you are heading off for your summer break, please have a restful and enjoyable summer. Lets hope that we will get the summer promised by the weather forecasters and can don our summer attire and not sou'westers! On a more serious note, many ultrasound and medical physics students are coming up to their main University summer examination period. Many of you, like me will remember the time well! I wish them the very best of luck and every success as they pursue their goal in becoming qualified in ultrasound. I remind them of a couple of relevant quotes:

'Winners never quit and quitters never win' (anon).

'Without inspiration the best powers of the mind remain dormant, there is a fuel in us which needs to be ignited with sparks' (Johann Gottfried Von Herder).

Well back to University life and so until next time, here is my email address just in case you feel the urge to contact me (please do!)

julie.walton@liverpool.ac.uk

And finally, just to prove we have daffodils and sunshine in Liverpool, here is Sefton Park this spring.



Happy summer!
Julie Walton
BMUS President

Honorary Secretary's Report: Roger Moshy

It is April now and springtime. As I dictate this I am looking at lovely sunshine but how long will it last? Does it mean our summer has been and gone? Hopefully the summer for BMUS is just beginning with lots of exciting events for you and your colleagues to attend. In the February BMUS news, I asked you to inundate our Ultrasound office with your ideas for how BMUS can best serve its members – I am not sure that we had a flood..... We are here to serve our members and we can best do this if you also have an input into what you require. Can you think again please ?!



March 2009 saw the long awaited launch of our new BMUS website. The office staff tell me that they have had a lot of positive feedback on the new layout and its ease of use. I will say a lot more about the plans for further development of the BMUS website in the August BMUS news as we are now working on radical updating of the content. However, in the meantime can I encourage all of you to look at the website regularly as that is the main BMUS host for all forthcoming events and up to date information and if there is anything you think is missing or that you can add or indeed if there is anything that we should write let me or to Alice (BMUS web manager – alice@bmus.org). If there is something that is particularly burning that you think should be there why not compose something and let us have it and we will put it on the website if appropriate and you will be acknowledged – fame at last, even if only for 15 minutes!

Preparations for EUROSON are in hand. Early details are on the website (website again) but can I emphasise that there is an August 21st date deadline for abstracts. Let's have the Abstracts and Posters coming in masses so we have a good range of work to show our European colleagues that their British counterparts are active. More programme information goes on the website regarding EUROSON all the time so keep your eyes peeled. It takes place in Edinburgh, bagpipes and haggis and all that. Registration will be open in mid-May which is about the time you will receive this Newsletter. Incidentally I will be organising the quiz and there will be prizes, and if my plans all work out the prizes will be well worth having!

I am asked to remind you that it is time to make membership payment. If you have not paid by now your membership will have been suspended so do continue to be a member and pay up please. The person to contact is Alice at the BMUS office.

The Society ran a very successful gynaecology study day in February with well over 100 people attending. Keep an eye on our Study Days, (website again!). They include obstetrics, carotids, aortic aneurysms, deep venous thrombosis and there is a summer school on advanced nephrology, contrast examinations and quality assurance. The good news is that our Journal has been offering some awards. There is one in particular where the deadline is the 20th September so lets have many of you applying for this and participating. Details about this particular competition will be attached to the Newsletter.

Unfortunately as I have written this the vagaries' of the British weather have shown themselves and it has managed to cloud over. I hope this is not an augury for BMUS.

I look forward to hearing from you and please do not forget to access the website and look forward to EUROSON in Edinburgh.

Work gone Wild!

BMUS member, Maureen McDaniel takes a walk on the wild side, and swaps humans for a rhino and then a 17ft albino python. Based in Cincinnati, USA, Maureen says she enjoyed her ssssscanning experience with the python made famous by Britney Spears' MTV performance.



CASE Open Forum: Clinical Competency

How to Support and Train Practice Educators in their Role

University of the West of England, Bristol, Thursday 9th July 2009

Programme to include:

National training requirements and support for Nuchal Translucency (NT) as part of NHS screening programme

CASE - new recommendations/revised Handbook

The Practice Educator's role

How does the HEI support Practice Educators

- Clinical department perspective & HEI perspective

The ex-student's view

Focus Group discussions:

- ⇒ What should the academic and clinical support be for Practice Educators?
- ⇒ How can this support be provided by the training and academic departments?
- ⇒ How can CASE support Practice Educators?

Feedback session with Speakers

Cost £50.00 (to include lunch & refreshments)

If you have any queries about this day or would like a full programme and registration information, please email Alice Hepworth: CASE@bmus.org



**FACULTY OF RADIOLOGICAL
SCIENCES & MEDICAL IMAGING
ALZAEIM ALAZHARI
UNIVERSITY, KHARTOUM SUDAN**



We invite the individual members of BMUS, members from different universities or companies related to ultrasound to help us contribute with teaching and research in Africa through:

- Educational partnership programs/students & teacher exchange programs.
- Institutional partnership in higher education for international development of the modality and its education and research.
- Research exchange program/research sharing programme.
- Input of individuals to train people at our university as visiting lecturer as well as a visiting faculty in CME programs.
- Sharing of data for their or our research programs as there are many diseases which are specific with the region.
- Sending used machines to African countries (companies or hospitals)
- Connections with other African countries such as Ethiopia and Somalia.
- Scholarships and visiting fellowships for the teachers at faculties in African universities.

CONTACT

Dr. Syed Amir Gilani, Associate Professor,
College of radiological sciences & medical imaging
ALZAEIM AL-AZHARI UNIVERSITY,
PO BOX 1432, KHARTOUM NORTH,
POST CODE 13311, SUDAN
www.alazhari.net (under construction)
Email: profgilani@gmail.com

ULTRASOUND IMAGE COMPETITION

The British Medical Ultrasound Society ultrasound image competition

Images should offer a fascinating, educational, beautiful, or humorous insight into any aspect of medical ultrasound.

Closing date: 30th Sept 2009

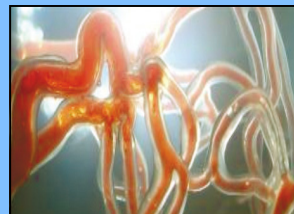
Winning entries will be announced at the EUROSON Meeting in Edinburgh in December 2009 and will be published on the front cover of Ultrasound – the journal of the British Medical Ultrasound Society.

Published images will receive the latest digital camera from Sony and a one year complimentary subscription to Ultrasound.


For more information visit:

www.bmus.org/visions

**SPONSORED BY SONY
Picture Perfect Imaging**



Laboratory research



Ultrasound physics

BMUS Safety Committee Report

The Safety committee held its 21st meeting in February this year. At this, its coming of age, it can, I think be reasonably proud of its contributions, while not being complacent. In addition to responding to queries from the public and members about ultrasound safety, over the last year the committee has finalised a document on "Guidance on reporting exposure conditions" and started work on revision of the BMUS Safety Statement and our Guidelines for the safe use of diagnostic ultrasound equipment. We hope to have the revised Guidelines written, and approved by Council, in time for the BMUS/Euroson meeting in December.

The BMUS safety committee will be working with the EFSUMB safety com-

mittee to provide input into December's meeting. You can look forward to a lively debate about the safety of using Doppler in the first trimester of pregnancy with Professor Yves Ville and Dr Christoph Brezinka arguing the pros and cons!

After our very successful survey of Mechanical and Thermal indices used in UK hospitals, the results of which we published in Ultrasound in 2008, we are planning another survey, for which we will be again asking for your help. This time we would like to establish the default (or start up) settings for ultrasound machines being used in antenatal scanning in Britain. We would be very grateful if you could take a few minutes to fill in our questionnaire when it lands on your desk.

Finally, I am pleased to announce the results of the competition run by the

committee at the BMUS ASM last December. This involved manipulating machine controls and settings to achieve the highest possible MI and TIB values within a set time. The winners were...

TIB: Amanda Watson
(Gartnavel General Hospital)
MI: Karen McHugh
(Hillingdon Hospital)

The winning values reached were a whopping **4.5** for TIB and **2.1** for MI. A lesson to us all to keep an eye on output values at all times while scanning!

The Safety Committee exists to inform the BMUS membership. If you have any queries, or would like us to address a particular problem, please let us know.

Professor Gail ter Haar, Sutton



The British Medical Ultrasound Society
and EFSUMB
host the 21st Euroson Congress
in Edinburgh, Scotland

Abstract Deadline: Friday 21st August 2009

CPD Accreditation applied for

www.euroson2009.org



NPoCUS: The 2nd National Point-of-Care Ultrasound Congress
is being held as an official Satellite Meeting to Euroson 2009.
The dates of this meeting are 5th – 7th December 2009



BMUS Study Days

BMUS currently has 12 study days lined up for this year. These include:

- AAA
- 3 day advanced Summer School:
 - Emergency US
 - Gynaecology
 - Liver & Biliary
- Obstetrics
- Nephrology
- Contrast
- Carotid Artery
- DVT
- Life cycle of an Ultrasound System

All listings and booking forms can be found at www.bmus.org - click on 'Calendar of Events' on our homepage.

We are keen to cater to our member's professional issues needs so please send suggestions for future study day topics to rachel@bmus.org

If you would like to help organise a day, please also get in touch. All you need to do is come up with a draft programme and BMUS will do the rest.

If you are already organising a day, BMUS can endorse this event, so let us know about it.

Thank you and Goodbye Grant!

We couldn't miss out on printing this photo of Dr Grant Baxter, Consultant Radiologist, Western Infirmary, Glasgow, in a kilt enjoying some leisure time.

Grant spent many years (possibly more than he would care to admit to) on various BMUS committees, before taking up the position of BMUS President (2004 – 2006) Having finally completed his term on Council in the Past President capacity last year, this is a belated thank you for toiling away on all things ultrasound related on behalf of BMUS. Here's to more time to indulge in kilted footie playing and the like!

See you at the Céilidh in Edinburgh!



Just for fun– Ultrasound leisure items- For those that just can't leave their work at work...



Ultrasound – Music for the Unborn Child



Ultrasound – No Pain, All Gain T-shirt



United We Scan...Or as Obama would say – Yes We Scan...

Ultrasound, May 2009 - Editors 'picks'
The Editors' choice of articles appearing in the May 2009 Journal Ultrasound, May 2009, Volume 17, Number 2


- The characteristics and applications of ultrasound metamaterials: Derek Wright and Richard Cobbold, University of Toronto, Canada
 Derek Wright from the University of Toronto describes how the latest 'Star-trek style' optical cloaking technology may provide the key to creating the next generation of exceptionally high resolution ultrasound systems.

Access the full article in the journal or via the BMUS website.

- Diagnosis of an Interstitial Ectopic Pregnancy with 2-Dimensional Transvaginal Sonography:

Alison Peel, St John's Hospital, West Lothian, UK
 Alison Peel eloquently discusses the rare and potentially life threatening interstitial ectopic pregnancy. Late presentation combined with misinterpretation of ultrasound appearances can have devastating outcomes. Alison explains the vital role of ultrasound in early detection.

Access the full article in the journal or via the BMUS website.



NEW FEATURES

We will shortly be launching the following in the BMUS journal and online.

- **Case of the Month**
- **BMUS Member's Chat room - the opportunity for member's to discuss anything ultrasound related and to tap into and share new ideas and resources**

Registration for Euroson 2009 opens at the end of May

www.euroson2009.org/deleginfo.asp

CONFERENCE REGISTRATION

	Early Bird Sunday 6th December	Sunday 6th December	Early Bird Monday 7th December	Monday 7th December	Early Bird Tuesday 8th December	Tuesday 8th December	Early Bird 6th – 8th December	6th – 8th December
Category	Day 1	Day 1	Day 2	Day 2	Day 3	Day 3	All 3 Days	All 3 Days
- BMUS/EFSUMB Member - Non-Member Paper/Poster Presenters over 35 years - Doctors in Training*	£130	£150	£130	£150	£105	£120	£310	£360
Non Members	£170	£200	£170	£200	£140	£170	£400	£450
BMUS/EFSUMB Paper/ Poster Presenters over 35 years	£100	£115	£100	£115	£80	£90	£230	£260
Paper/Poster Presenters under the age of 35 years**	FREE	FREE	FREE	FREE	FREE	FREE	FREE	FREE
BMUS Student Members/ Retired Members	£65	£75	£65	£75	£50	£60	£140	£170

Early Bird Registration applies to all registration received before 1st October 2009