

British Medical Ultrasound Society News

November 2013

Ultrasound 2013

BMUS Scientific Meeting - the UK's Premier Ultrasound
Meeting



A word from the President -

Paul Sidhu

At this time of the year many of you will be planning your Christmas break, and considering attending the Annual Scientific Meeting of BMUS, which this year is in Gateshead.

The 'early-bird' registration has passed and a large number of you have already booked your place to ensure the success of the meeting. Some of the 'pre-booked' sessions are close to a sell-out, the various dinners are booking up fast; if you have not registered think "nimble" and be "quick".

This is not surprising with the program for Gateshead looking exceptional. This is combined of course with an exciting venue with plenty of 'night-life', just the booster you need before the end-of-year festivities.

For those of you dithering about attending this year's Annual Scientific Meeting, have a look at the program and you will not be disappointed.

There will be something for everyone, including anyone with an interest in bird song; something we cannot guarantee to repeat! I have booked my seat already!

Simon Elliot is an outstanding lecturer with the serious stuff but I cannot wait for the less serious stuff, when given a license to entertain this should be quite something. Black market tickets will be at a premium.

The various exhibitors have booked space for their stands, with many new and innovative ideas for the exhibition space introduced by Borsha Sarker, coupled with many new products on view will make this a particularly interesting year for the manufacturers as well as the delegates.

The BMUS Annual Scientific Meeting remains one of the very few meetings remaining where a "hands-on" approach to the machinery is not frowned upon.

Take advantage of this, roll up your sleeves and test out all the new machines, transducers, whilst enjoying your local applications specialists' undivided attention!

Lastly, can I make a plea to as many members as possible to attend the Annual General Meeting of the Society, taking place at 12:30 on Tuesday 10th December.

This is your society so please have a say in how it is run.



New BMUS Council Members 2014

We are pleased to announce the following three new members of Council.

Dr Peter Rodgers, Consultant Radiologist, Leicester Royal Infirmary

Dr Nick Dudley, Physicist, Lincoln County Hospital

Stephen Wolstenhulme, Sonographer, University of Leeds

No elections were necessary this year as the nominations we received matched the number of vacancies and specialties required. .

They will join Council on 1st January 2014.

BMUS would also like to welcome the 64 new members who have joined us in the last few weeks.

We hope you enjoy reading our newsletter and journal. Why not also sign up to BMUS Ultrapost, our free monthly online missive?


We look forward to seeing some of you at BMUS 2013, or one of our other ultrasound educational events.

Updates can be found on -
www.bmus.org/conference-events/ce-studydays.asp

2014 BMUS membership rates

Fees take effect January 1st

Sonographer	£85.00
Overseas member	£127.50
European member	£90.00
Student	£32.00
Retired / Unwaged	£63.50
Consultant / GP / Radiologist	£109.00
Superintendent	£97.50
Vascular / Scientist	£73.00
Honorary member	free



Nuts for imaging too?


Join us at **BMUS 2013**
Tuesday 10th December, 12:00 - 12:30
for the **Acute Scrotum Master-class**
with **Dr Simon Freeman**

Do you want BMUS to endorse and accredit your course or study day?

Within 2 weeks of submitting the application, our Professional Development & Standards Committee will -

- * Endorse your course, as a BMUS approved educational event
- * Provide CPD points, valid for 12 months
- * Issue a CPD certificate template
- * Provide use of the BMUS logo in an agreed capacity

Contact rachel@bmus.org or go to www.bmus.org/conference-events/CourseEndorsementRequirements.pdf



Get involved... Tell us what you think!

There are many ways members can get involved with BMUS.

The **BMUS journal Ultrasound** is always looking for new articles; original research, reviews and case studies and letters on current issues.

General news can be posted via the **e-newsletter Ultrapost** and also via the hardcopy **newsletter** which is sent out to all members 4 times a year.

You can also put yourself forward for membership of BMUS committees. There is a call for Council most years, and to other committees on an ad-hoc basis.

If you have suggestions for ways in which BMUS can better serve its members then BMUS Council is always pleased to receive these ideas.


We look forward to hearing from you!



Final words

from the Scientific Organising Chair - *Borsha Sarker*

I'm looking forward to welcoming you to **Ultrasound 2013** on December 9 - 11th.



The Sage, Gateshead is a spectacular riverside music and convention centre on the River Tyne.

It lies adjacent to the Baltic Arts Centre which held the 2012 Turner Prize on the south bank of the River Tyne, in front of the famous "Blinking Eye" Gateshead Millennium Bridge. Hopefully we will get to see it glistening in the winter sun as in the picture below.

If approaching from the south you will pass the Antony Gormley sculpture, and The Angel of the North. The train journey from Scotland is one of the most scenic coastal trips in the UK. Don't say we don't lay on good views for you!



Remember!

You can attend the social events at BMUS this year even if you aren't a registered delegate.

For those wildlife enthusiasts, the **BMUS Live Event** on Monday at 6pm after the drinks reception is a one off event. We have invited some external guests to this public access event and have **Millennium bridge tilts** teed up for during the drinks reception and prior to the annual dinner.

Don't dine on your own. **Book for our BMUS supper on day 1 for only £15.**

Don't pass up the chance to collect your awards in person for best poster, paper or the **BMUS Young Investigator**, or hear **Professor Sir John Burn** (our Peter Twining Memorial Lecturer,) drum in the live band at the **Annual Awards Dinner**. Some of the equipment companies will be taking tables too so this promises to be a great night! Musical instruments are welcome...

I have really tried to keep the price down and truly affordable and we are offering a delicious five course dinner with sorbet palate cleansers and coffee and mini mince pies and a welcome drink for under £30. We are even allowing official gate-crashing of the dancing after 10pm.

If you can't afford to register for BMUS, but want to see the latest equipment or peruse the many employment opportunities now available, ask your favourite manufacturer for an Exhibition pass. However, you won't be able to access the educational sessions.

Don't forget the HCPC will do another round of random checks in April 2014 so this may be the last time to get your CPD up to date.

Please note - We are still taking late medico-legal questions and conundrums / ethical dilemmas for Andrew Andrews in the BMUS Star Feature Session for 2013 on Day 1, so get these in ASAP.

Please email them to rachel@bmus.org

Simon Elliott will deliver the Donald MacVicar & Brown lecture and the BMUS live event - From Ducks to Doppler... A Celebration of Wildlife, Music and Sound



Check out the program on pages 6 - 9.

A more detailed one can be found on our website www.bmus2013.org and in the Final Program, which will be produced shortly.

Highlights for the main program include: -

Day 1: An Acute Gastro-Intestinal Ultrasound Day, Physics, Science & Technology, the BMUS Young Investigator Awards and a full Service Management & Professional Issues Day, including our Star Feature, A Medico-Legal Master-class with A.P. Andrews from Bond Solon.

Day 2: Advanced Acute Abdominal Ultrasound with a focus on Registrar Training, the popular film viewing panel team challenge, a comprehensive full day of Gynaecology and an integrated Vascular Program with the SVT. For those unable to make the SVT annual meeting at the VSS, we hope that you find Ultrasound 2013 has plenty to offer.

Day 3: Advanced Musculoskeletal Ultrasound and Sports Medicine, a comprehensive full day of Obstetrics and a day of General Radiology Problem Solving including Head & Neck, Lumps & Bumps, the Big BMUS Debate with two mighty BMUS stalwarts in Pete Rogers and Paul Dubbins, finally culminating in the hugely popular Reporting Master-class.



Jane Smith & Paul Dubbins receiving BMUS Life membership at the 2012 ASM.

Five things you might not know about BMUS 2013

1. The program is structured in a different way this year

to help delegates that are unable to get time off or funding to register for all 3 days. Each day can be treated as a stand alone study day as the content is linked. That means that at BMUS 2013 this year, there are five different study days on each day if you include the Integrated Training Days and satellite sessions. That's 15 in total!

We would of course love to see as many of you as possible there for all 3 days though!

2. The DVT Integrated Training Day is on SUNDAY

i.e. before the conference opens fully. Delegates attending on Sunday receive a complimentary general session day of their choice at the meeting. Those arriving early can sample the heady delights of the only English party city to make the top ten in Europe.

3. Treat yourself

For the more sedate, the best spa hotel in the North is offering special rates to BMUS delegates both before and after the ASM. Rockcliffe Hall (www.rockcliffehall.com) in Darlington is just 45min south of the ASM venue. Use the special code which we can provide with your registration to obtain 10% off their best available rates on the Internet.

4. Satellite Meetings

There are 3 satellite sessions taking place within the 2013 Annual Scientific Meeting. In some cases, this introduces a new set of delegates to BMUS and its Technical Exhibition. Delegates can access these if they are of interest, but due to limited space, please let us know if you may wish to attend.

Monday 9th December there will be an all day veterinary session in the lower level of the Sage.

Wednesday 11th December the National AAA Screening Program will hold one of its regular re accreditation events for technicians and CSTs. This is an all day restricted event.

Also on Wednesday in the pm session, the Northern Vascular Surgical Group will hold its Winter Meeting. This event is aimed at Vascular Surgeons, Radiologists, Sonographers and Nurses.

5. Education on the Stands

The 2013 ASM heralds the return of bite sized educational symposia, mainly as short live demonstrations. The **Platinum sponsor** for BMUS 2013 is **GE Healthcare** and they will have a full educational program with nine educational CPD accredited mini events. There will be extra CPD credits available.

The two **Gold sponsors (Philips Healthcare and Hitachi Aloka Medical)** will also be holding educational events on their stands. Look out for the timing and exact content of these in the Final Program.

There is also what's shaping up to be a fabulous technical exhibition, with new equipment and technology launched this year to keep an eye on before making your final purchasing decisions.





Ultrasound 2013 45th Annual Scientific Meeting of the British Medical Ultrasound Society 9-11 Dec 2013, The Sage Gateshead

Abdominal - GI Ultrasound Monday 9th Dec 2013

Managing Upper GI Imaging Dilemmas In Common Biliary and Pancreatic Problems

US - *T. Hoare*

CT - *R. Holmes*

MRI - *O. Byass*

Bringing it all together

The MDT Approach To Problem
Solving - *Panel Discussion*

Gastrointestinal Ultrasound: Problem Solving

Acute RIF - *N. Grunshaw*

Acute LIF - *T. Higginson*

Acute Lower Abdominal Pain - It's not
all gynae!

CT & MRI vs US

When to bail out? - *P. Rogers*

GI Ultrasound: The forgotten bits

Omentum, Peritoneum & the
Mesentery - *T. Higginson*

GI Ultrasound: Problem Solving

Acute Small Bowel - *N. Grunshaw*

Hints, Tips & Pitfalls - *N. Grunshaw &
T. Higginson*

BMUS MASTERCLASS: GI meets MSK Ultrasound!

GI Masterclass - Bowel

Above the Inguinal Ligament
Normal Anatomy, Technique
Live Demonstration

N. Grunshaw

GI Masterclass - Hernia

Below the Inguinal Ligament
Normal Anatomy, Technique
Live Demonstration - *R. Sinha*

Physics Monday 9th Dec 2013

Physics 1

The Development of Linear Array
Technology - *T. Whittingham*

Proffered Papers

Physics 2

Ultrasonic Microbubbles:
A Masterchef Approach
- *T. Evans*

Controlling Cavitation for
Therapy: A New Mechanism for
Focused Ultrasound Surgery
- *P. Prentice*

Proffered Papers

Physics 3

Scientific & Technology
Elastography - *J. Bamber*
Looking to the future with Elastography
- *J. Bamber*

Proffered Papers

BMUS Young Investigator

The authors of selected abstracts will
present their work in this session where
one winner will be selected by our
panel of judges to win the prestigious
title of BMUS Young Investigator.

The prize includes an invitation to
represent BMUS at EUROSON in
Tel-Aviv (Israel) in May 2014 and the
opportunity to win Eur1000 cash prize.

Service Delivery - Clinical Management Monday 9th Dec 2013

Indemnity Explored

When does a Sonographer Need
their Union? - *Prof. A Paterson*

7 Day Working

Contracts & HR Issues
Employment Law, Challenges and
Tips for Success

Trade Union and Individual
Consultation Obligations
- *I Birrell*

Workforce Planning

The Impact of Market Forces
in Ultrasound
Beam Hardening - Is there a role for
Band 6 in Ultrasound?
Sharks in the Water - direct entry
to Ultrasound?
- *P. Parker / B. Sarker*

Advanced Practice

The Consultant Sonographer
A Success Story? - *A. McGuinness*

Workforce Planning

Training: Solutions to a sustainable
workforce - *J. Wilson*

Recruitment & Retention

What does career progression look
like in Ultrasound? - *Prof. A. Paterson*
Panel discussion

STAR FEATURE

**Medico - Legal Masterclass with
AP Andrews MBE** from Bond Solon

Contrast

Contrast: Service Delivery - *J. Smith*
Contrast Enhanced Ultrasound
Added Value to the Patient
Experience? - *T. Hoare*
Implementing National Guidance
- *P. Parker*

We would like to thank our Major Sponsors of Ultrasound 2013



www.bmus2013.org



Ultrasound 2013
45th Annual Scientific Meeting of the
British Medical Ultrasound Society
9-11 Dec 2013, The Sage Gateshead

Acute Abdominal
Tuesday 10th Dec 2013

Abdominal 1

Acute Hepato-Biliary plus Quiz
- *T. Hoare*
Transplants & Abdominal Doppler plus
Quiz - *J. Smith*
The Acute Paediatric Patient
& Problems
On-Call plus Quiz
- *T. Humphrey*

Abdominal 2

Acute Renal - *O. Byass*
Acute Renal Quiz - *O. Byass*
What makes effective training?
- *H. Edwards & A. Juette*

BMUS Masterclass:
The Acute Scrotum
- *S. Freeman*

Abdominal 3

BMUS On-Call Masterclass
Interventional
Tips & tricks
- *H. Irving*

BMUS On-Call Masterclass
On-Call Nightmares
Case Studies
- *K. Flood*

BMUS On-Call Masterclass
Pitfalls & Lessons
From On-Call

Abdominal 4

Film Viewing Panel
Team Challenge
Acute Film Viewing
with two expert competitive panels

Vascular
Tuesday 10th Dec 2013

Vascular 1

SVT Topical Dilemmas
NICE DVT Guidelines: Quality
Standards - *Prof. G Stansby*
Update on Carotids: Where are
we now? - *C. Oates*
Vascular Assessment for
Reconstructive Surgery - *N. Sedgewick*
Vascular Surgical Trainees
Ultrasound in the combined training
program - *Prof. G. Stansby*

Vascular 2

Vascular Gynaecology:
Embarrassing Bodies
The diagnosis and management of
varicose veins of pelvic origin
- *J. Holdstock*
Evolution of the EVLT Practitioner
- *L. Harris*
Update on Endo Venous US Guided
Techniques - *J. Holdstock*

Vascular 3

Update on the National AAA Screening
Program - *C. Nice*
EVAR & US Contrast & EVAR
Trials - *S. Wallace*
EVAR Update & EVAR Cases - *C. Nice*

Vascular 4

Vascular & MSK: Understanding MSK
Injury, Muscles & Tendons - *A. Carne*
Nerves: Mapping Neuro-anatomy -
TBC

Eponymous

Donald MacVicar Brown Lecture
'Where are we heading' - *S Elliott*

Gynaecology
Tuesday 10th Dec 2013

Gynaecology 1

**Acute Gynaecology &
Early Pregnancy**
Imaging Ectopics - *D. Miligkos*
Ovarian torsion and Haemorrhage
- *S. Gupta*
NICE Guidelines on Miscarriage
- *C. Overton*

Gynaecology 2

US Training in O&G
RCOG Training Officer - *G. Masson*
Educator - *Prof. N. Amso*
Radiology Service Manager
- *P. Parker*
Panel Discussion

**BMUS Annual
General Meeting**

Gynaecology 3
One Stop Clinics

Menstrual Disorders & Post
Menopausal Bleeding - *M. Roberts*
Ovarian Screening: NICE Guidelines
and Ovarian Cancer - *M. Balogun*
How to unleash your inner sonologist
- *S. Johnson*

Gynaecology 4

Gynaecology Masterclass
Simple Rules: Prediction of
Malignancy in Adnexal Masses
Interactive Session

IOTA Scoring Systems
- *S. Johnson and team*

We would like to thank our Major Sponsors of Ultrasound 2013



www.bmus2013.org



Ultrasound 2013
45th Annual Scientific Meeting of the
British Medical Ultrasound Society
9-11 Dec 2013, The Sage Gateshead

Obstetrics
Wednesday 11th Dec 2013

Green Top Guidelines for management of the SGA fetus
 Doppler assessment: Uterine, Umbilical and MCA. Monitoring and interpretation - *Prof S. Robson*
 Care, counselling and follow up of women with atypical results from screening - *S. McPhail*

The Peter Twining Memorial Lecture
'Seeing is Believing'
 - *Prof. John Burn*

Twins: Role of US in Monitoring
 - *Prof. L Lewi*
 MCDA twin gestation
 Management of discordant growth and discordant anomaly
 Post treatment of ATTTs complications, monitoring
 Death of one twin

Fetal Haematological Problems - *S. Bower*

Cervical Length Assessment
 - *M To*

BMUS Masterclass: Early Pregnancy Conundrums

The Tiny Early Sac
 Molar Change
 Placental Attachment Disorders (PAD)

Musculoskeletal
Wednesday 11th Dec 2013

MSK 1 - The Shoulder

Clinical assessment of the shoulder - *T. Swan*
 Ultrasound & Sports Injuries: Shoulder - *J. Lee*
 Guided Interventions of the Shoulder - *G. Hide*

MSK 2 - The Foot & Ankle

Clinical: Lower Limb - *T. Swan*
 The Achilles Tendon & Plantar Fascia - *G. Hide*
 Mortons Neuroma & the Plantar Plate - *A. Carne*
 Muscle Tears in the Lower Limb - *G. Allen*
 Ultrasound at the London 2012 Olympic Games - *S. Bethapudi*

MSK 3 - Groin Pain

Groin: Anatomy - *T. Swan*
 The Sportsman Hernia - *T. Swan*
 Ultrasound of the Hernial Orifices - *D. Elias*
 Adductor Tendinopathy: Gluteus Medius Tendinopathy and the Trochanteris Bursa - *J. Lee*

MSK 4 - Intervention

Ultrasound Guided Interventions in Sport - *T. Swan*
 Fusion Imaging - *G. Allen*
 Sonographer's success in Ultrasound Guided Steroid Injections - *C. Drury*
 Advanced Interventional Techniques - *TBC*
 Ultrasound Arthrography: Moving Away from Fluoroscopy - *A. Carne*

Diagnostic Radiology
Wednesday 11th Dec 2013

BMUS Masterclass

Head & Neck Expert Technique
 Live Demonstration - Evaluation of the Neck - *R. Evans & R. Rhys*
 Structured Evaluation of Thyroid Nodules - A Way Out of the Problem - *R. Evans & R. Rhys*
 The Value of Peri-Operative Head & Neck Ultrasound - *L. Berman*

Lumps & Bumps

A Pragmatic Approach - *R. Cooper*
 In the Head & Neck - *R. Evans*
 In the Antipodes - *A. Goudie*

Professional Issues

The future of Sonographers - Technicians or Diagnosticians? - *J. Smith*
 Governance in Point of Care Ultrasound - *B. Jarman*
 Medical Students - The New Sonographers? - *L. Berman*



The BMUS Debate
US should not be used as a substitute for clinical examination

Independent Reporting Masterclass

Interactive Session

A guide to the joys and pitfalls of reporting ultrasound
P. Parker, R. Evans, J. Wilson and O. Byass

We would like to thank our Major Sponsors of Ultrasound 2013





Ultrasound 2013
45th Annual Scientific Meeting of the
British Medical Ultrasound Society
9-11 Dec 2013, The Sage Gateshead

CPD Accredited
Integrated Training Days
8-11 December 2013

DVT

Sunday 8th Dec 2013

Popular repeat of last year's fully booked session. Lectures in advance covering DVT scanning in the arm, pelvis, fem-pop segment and calf veins.

Focused Echo Point of Care

Monday 9th Dec 2013

Double Session

FICE and CEM Accredited and supported by AXrEM. Guest Speaker: ASUM President Adrian Goudie, Australia

Head & Neck

Tuesday 10th Dec 2013

3 hour long intensive practical session supplemented by lectures in advance, covering all aspects of head & neck anatomy and technique.

Advanced Fetal Cardiac

Tuesday 10th Dec 2013

Advanced Fetal Cardiac with 90min of hands-on practical supported training in small groups followed by reviewing a series of fetal heart abnormalities on video with expert faculty guidance.

Carotid Doppler

Wednesday 11th Dec 2013

Lectures in advance covering the national reporting criteria, NICE guidelines and reporting advice. 3 hours practical tuition using patients and normal volunteers.

Veterinary Ultrasound
9th December 2013

Chaired by Sue Halson-Brown & Jo Arthur

Abdominal ultrasound in small animal practice - how to obtain and interpret good quality images - *S. Betts*

Small Group Practical Workshop

More information to follow

This session is sponsored by GE Healthcare

Social events

Ultrasound 2013 Technical Exhibition - 9-11 Dec 2013

Welcome Drinks Reception - 9th Dec 2013

BMUS Live Event Buffet Supper - 9th Dec 2013

See the famous Blinking Eye Millennium Bridge Tilt - 9th & 10th Dec 2013

BMUS Annual Gala Dinner & Awards Ceremony - 10th Dec 2013

BMUS 2013 ASM Wrap Party - 11th Dec 2013


Unable to attend the full conference, attend the BMUS Live Event and / or the BMUS Annual Dinner for a small fee



For detailed programme info and to register online please visit www.bmus2013.org

For more information and queries, contact us at BMUS, 27 Old Gloucester St, London WC1N 3AX
 E: bookings@bmus.org T: 020 7636 3714
 F: 020 7323 2175 W: www.bmus.org

We would like to thank our Major Sponsors of Ultrasound 2013



Get a grip!

Do you want to help with a study on grip strength and ergonomics in ultrasound?



The ultrasound team at City University London would like your help to determine grip strength of ultrasound practitioners and factors that might affect grip strength.

Please come and see us at the conference in Gateshead, where we will measure your maximum grip strength and ask you to complete a questionnaire relating to factors that might affect your grip strength. The study should take about 10 – 15 minutes. We will be doing the study at the beginning of the day, during coffee breaks and over lunch – please look out for us.

We are also recruiting people, who have had any ultrasound experience, to come to City University London for a short training session using an ergometer (machine that beeps when muscles are under strain). This would take about an hour of your time in the skills suite at City University London, EC1V 0HB.

If you would like more information about either part of this study please contact:

Gill Harrison at G.Harrison@city.ac.uk

tel. 020 7040 5682

or

Allison Harris at Allison.Harris.1@city.ac.uk

tel. 020 7040 5689

Public lecture : Pioneers of Medical Imaging

Professor Ian Donald, Tom Brown and Sir Godfrey Hounsfield

Obstetric ultrasound, developed by Professor Ian Donald and Tom Brown, and computed tomography (CT), developed by Sir Godfrey Hounsfield, are two revolutionary medical imaging technologies, with a fascinating historical development.

Professor Malcolm Nicolson, John Fleming and Richard Waltham will tell the story of these outstanding pioneers, which will include many personal anecdotes.

Monday 11th November 2013, 17:30 for 18:00 start.
Venue: IET Teacher Building, St Enoch Square, Glasgow. www.theiet



IET Communities
The Institution of
Engineering and Technology



Don't miss it!

Follow bmusultrapost.com BMUS on [Facebook](#) or [Twitter](#) or at
www.bmus2013.org / www.bmus.org

How aware were you that October was Medical Ultrasound awareness month?

Or at least it was across the pond.

Medical Ultrasound Awareness Month is a joint effort of the American Institute of Ultrasound in Medicine (AIUM), American Registry of Diagnostic Medical Sonographers (ARDMS), American Society of Echocardiography (ASE), Cardiovascular Credentialing International (CCI), Society of Diagnostic Medical Sonography (SDMS), and Society for Vascular Ultrasound (SVU).

Every October, SDMS and comrades, join together to promote Medical Ultrasound Awareness Month (MUAM) to increase the public's knowledge about sonography and to promote pride in the sonography profession. One of the goals of Medical Ultrasound Awareness Month is to familiarize and educate the public about medical ultrasound through specially planned activities and educational materials. With ultrasound's increasing role in medicine, there is a need for the general public to understand what ultrasound is and its many uses in health care.

Organisations provide a promotional resources pack, which includes a sample letter to the government asking for support and recognition in these ventures, suggestions of how to get media coverage to promote ultrasound, a timetable of events taking place, such as talks about ultrasound in schools and colleges to promote careers in this field, other educational events, department fundraising fun runs, bake offs etc with proceeds going towards ultrasound based medical research or equipment .

It's a feel good month of positive action, focusing on teamwork, rewarding staff, and spreading knowledge. Not to do things by halves, they sell a large range of ultrasound promotional products such as t-shirts, badges, pens, tote bags. In short, they've created a whole entity of ultrasonic pride.

Given the fact that sonography is not recognised as a profession by the HPC and, therefore there is no mechanism whereby an individual can register with the HPC as a sonographer or be regulated by them as a sonographer, awareness is also key here in the UK.

We have national awareness days and weeks for everything from child safety, to armed forces to facial hair coiffing for a good cause during the aptly renamed 'Movember,' World Teachers Day, Breast Cancer Awareness month, Stoptober to help quit smoking, World Radiography Day to celebrate radiographers and all they do.

There is even a National Sloth Appreciation day to celebrate all they don't do - (19th October in case you were wondering.) Is it sheer coincidence that this overlaps with National Chocolate week 14th - 20th Oct?

BMUS would like to organise an awareness day each year, but to do so we need our members' involvement. For those of you interested in taking part please contact rachel@bmus.org



Ultrasound ears to the ground

Snippets heard in ultrasound environs across the land in recent weeks.

"I really miss working at the Olympics. Why don't more people have Olympic thighs to scan?"

"Where did you go on your hols, Dave?"
"We went to Dollywood actually. What about you?"
"We kept it real and went to Dagenham."

"Today I will mainly be accessorising with cat fluff, accompanied by the heady whiff of wet dog."

"My favourite lie to tell tourists is when the organ starts in St Pauls Cathedral, the first couple on the dance floor win a prize."

"That's the last of my Christmas shopping done and dusted, and all wrapped ready to go..."
A collective groan ensued.

Meanwhile, in LEGOLAND



Introducing our **NEW** scanpayment machine. The **SPM100**.



Free up staff time and generate
income using the SPM100

Our new machine accepts credit/debit
cards as well as notes and coins

Make scan payments even easier
and take the hassle away from
patients and staff

Contact us today or visit
www.easypaynetwork.com
for further information

EasyPayNetwork Ltd. 
easypaynetwork.com

Making Scan Payment Simple

www.easypaynetwork.com

e: info@easypaynetwork.com t: 01253 530550