


British Medical Ultrasound Society News

August 2013



A word from the Honorary Secretary

Prof Peter Hoskins

What does BMUS do for you? What do you want BMUS to do for you? How can you help?

The major event for BMUS is the Annual Scientific Meeting which this year will be held at the SAGE conference centre in Gateshead, led by the irrepressible Borsha Sarker. Borsha and her team have put together a superb programme and all BMUS members are encouraged to attend. This year there is the opportunity to attend the 'Ducks to Doppler' Live Event at the end of Day 1 and the DMB Lecture at the end of the Day 2 for a minimal fee and receive a CPD point. Having tried dates for the annual meeting in September and at a weekend, we will now once and for all stick with the traditional format of midweek in

December. Next years Annual Meeting is in the planning stage and is likely to be in Manchester though the exact venue has yet to be finalised.

BMUS study days are organised by the Science and Education Committee led by Dr Simon Freeman from Plymouth. Typically 6-7 study days are held each year. However several recent study days have had to be cancelled at short notice due to low delegate numbers. For this reason the number of study days in future will be lower, concentrating on subjects which traditionally have proved to be popular. Study days are complemented by a bi-annual summer school, with the next one in Leeds in 2014 led by Stephen Wolstenhulme.

There will also be some internal streamlining within BMUS involving amalgamation of the Science and

Education Committee and the Scientific Organising Committee to help more effectively deliver the conference and study days programme.

Speaking to BMUS members, and non-members, it is clear that attendance at study days and conferences is difficult, and that there is a need for continuing education available on-line and CPD points to complement this. There is already a wealth of on-line material available on the EFSUMB website and if you haven't done already then this is worth a look. BMUS is currently working to develop on-line training material and a CPD scheme. First up will be a physics and instrumentation course to meet the EFSUMB minimum training standards for clinicians undertaking medical ultrasound examinations, available later in the year. This will be about an hours course and be free to BMUS members,



Hon Sec contd

with a nominal charge (yet to be set) for non-members.

The BMUS journal is now in its 10th year as 'Ultrasound', though it is labelled as volume 21, following on from the BMUS Bulletin. Members may be aware that the journal has been late in arriving recently.

This is due to typesetting problems in the transfer of ownership of the journal from the Royal Society of Medicine to the new publisher SAGE. Editor Kevin Martin would like to apologise to members for these delays and offers assurance that subsequent issues should arrive on time.



All articles are available free of charge to BMUS members. These currently go back to 2004 but articles to volume 1 of the old BMUS Bulletin in 1993 will be available on-line later in the year. Kevin explains many of the recent changes and plans for the journal in the editorial for the August issue so please do look at this.

The other major area of work of BMUS is in the production of guidance and advice on safety, quality assurance and working practice. The safety committee led by Gail ter Haar have produced safety guidelines and statements which have been adopted by EFSUMB and which are used internationally.

Earlier in the year the committee produced the third edition of 'the safe use of ultrasound in medical diagnosis' which includes both scientific background and guidance for users. This is free to all members and if you want a copy please get in touch with the BMUS office.

Note that there is a small charge for postage and packing. Gail will be producing an article on the work of the safety committee for a future newsletter.

BMUS is also producing QA guidelines for sonographers. These are currently being trialled in several hospitals and will be available on the BMUS website and in the journal Ultrasound later in the year.

I hope you can see that BMUS are looking carefully at what members get for their membership fee and looking to expand on this both for existing members and for new members.

So now we come to how you can help.

BMUS would not function were it not for the work of many BMUS members.

There are opportunities to get involved in the work of BMUS at all levels, in the committees, contributing articles to the journal Ultrasound, refereeing articles for Ultrasound, submitting abstracts to meetings and so on.

All of this can help with your continuing professional development! It really is appreciated when people put themselves forward and BMUS always welcomes ideas and contributions.

BOOK LAUNCH

On 13th May, Malcolm Nicholson and John Fleming's book 'Imaging and imagining the fetus. The development of obstetric ultrasound', published by Johns Hopkins University, was launched at The Royal College of Physicians and Surgeons in Glasgow.

The book describes the development of the ultrasound scanner within both a social and technological context and more detail of the book can be found in the review in the Ultrasound journal.

The book launch was well attended with an initial introduction given by Dr Nick Hopwood, History and Philosophy of Science, University of Cambridge who eloquently placed ultrasonic visualisation of the embryo in an historical context while Dr Stuart Campbell, Create Health, London, who was one of Ian Donald's early ultrasound registrars in Glasgow, described the early implementation of obstetric ultrasound.

The evening proved a wonderful opportunity for old friends and colleagues to meet up.

The book is now available both as a hard copy and on kindle.



Malcolm Nicholson and John Fleming at the book launch on 13th May.



Ultrasound 2013

The 45th Annual Scientific Meeting of
the British Medical Ultrasound Society

Special features

A Personal Message from the Chair Borsha Sarker

Education, training and the sharing of information and knowledge to improve quality of care was highlighted by the Francis report. I see delegates return from the BMUS ASM each year, enthused, refreshed and full of drive to change things for the better, either personally or for their team and patients. This is still the UK's only all encompassing ultrasound meeting and exhibition.

Having a local meeting should be a great opportunity for all Ultrasound enthusiasts to think of imaginative ways to get as many of their department staff along as possible. Don't forget to encourage your own department registrars and trainees to register and contribute abstracts. Consultants, please ask your own local training scheme leads to support BMUS study leave.

I've done my best to make the packages inventive, variable and accessible. There is an inexpensive dining option for Day 1 so that lone delegates can eat in company and on Day 2 we have kept the cost to a minimum to enable people to afford what should be a fantastic night with a five course meal, drink and live band for less than £30 within the Sage itself with the best view in town. *Make it your own teams Christmas celebration this year.*

Newcastle-Gateshead is easily accessible from Scotland, Ireland, Europe and even Australia via Dubai. It's less than 3 hours on the train from London. I admit the South West and Wales can be challenging but if our faculty can do it, then please give it a try. You might just fall in love with the North East as I did. It's our hidden gem.

I wish we could return to the days where, except for skeleton staff for emergencies, we closed the department for all to attend BMUS. Ah BMUS nostalgiaenjoy!

Don't miss BMUS this year. You just might regret it...

Mon 9th - Wed 11th December 2013

www.bmus2013.org

Apart from the three main scientific streams this year we have a number of other events which may interest delegates and will bring new people into the BMUS fold.

1. Integrated Training Days

These have already been publicised and the content will be advertised and up on the BMUS website as stand alone study days as well as part of the ASM website. This year there are five topics and they form the fourth parallel session to the main scientific streams. They cover DVT, Point of Care Echo, Head and Neck, Advanced Fetal Cardiac and Carotid Doppler.

2. Education in the Music Education Centre (MEC)

Each day there will be a subgroup meeting taking place within the MEC, which is the lower ground level of this years venue. It allows us to host specialist content with a smaller audience.

Day 1 will host the Veterinary session with two rooms set aside for theory and practical training.

Day 2 will host the Assisted Conception Nurses with dedicated education in this field.

Day 3 will host the National AAA Screening Program annual reaccreditation event and study day.

Delegates can access these but, as space is more limited, may have to register their interest for this with the office in advance.

3. Education on the Stand

As part of the sponsorship packages this year, the platinum and gold sponsors are able to hold scheduled educational events on their stands. These will most likely be held in the breaks and lunches using guest speakers and will be advertised over the PA and in the final program.

Don't forget to look out for them!

4. Non Delegate Packages

We appreciate that some departments are just not able to release enough staff or register large numbers of delegates. However, going to the BMUS Annual Scientific Meeting is an experience that involves not only great education, but also networking, evaluating the latest equipment, sales, recruitment, marketing and socialising with old friends!

That's why we have allowed subsidised access to a limited package which includes the exhibition from 3pm and BMUS Live Event (Day 1) or DMB Lecture (Day 2) with 1 CPD point. These can be combined with supper on Day 1 or the Annual Dinner & Prize-Giving on Day 2 to allow as many staff as possible to enjoy BMUS and get into the Christmas spirit.

5. Pre and Post Conference Leisure Breaks

Look out for details of specially negotiated delegate rates for Leisure, Golf and Spa breaks for the weekend before the BMUS ASM and the days following.



Borsha looking for more break out space on The Sage rooftop

Ultrasound 2013

45th Annual Scientific Meeting of BMUS
9-11 December 2013, The Sage Gateshead

9th December 2013
Gastro-intestinal
Ultrasound

8-11th December 2013
Integrated Training
& Practical Sessions

9th December 2013
Physics, Science &
Technology

11th December 2013
Advanced Diagnostic
Radiology

9th December 2013
Service Delivery &
Clinical Management

11th December 2013
Advanced MSK
Ultrasound


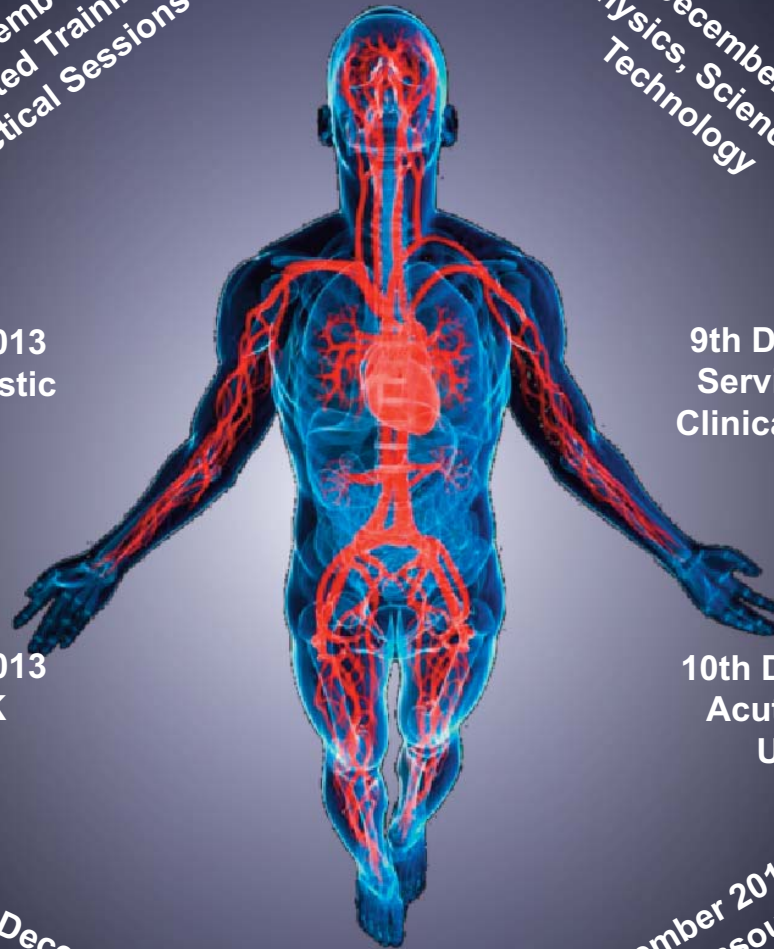
10th December 2013
Acute Abdominal
Ultrasound

11th December 2013
Ultrasound in
Obstetrics

10th December 2013
Vascular Ultrasound
with SVT

10th December 2013
Ultrasound in
Gynaecology

For more information contact us
bookings@bmus.org or
visit www.bmus2013.org



About the Streams

Day 1 Monday 9th December

Stream 1 - Gastro-Intestinal Ultrasound

A Day of Abdominal Ultrasound focused on Gastro-Intestinal Imaging and Radiology. Suitable for GI Consultant Radiologists, Registrars in training, Advanced Practitioners, student Sonographers and GI Specialists.

Stream 2 - Physics, Science & Technology

A day of Ultrasound Physics, Science and Technology focused on the latest scientific developments in diagnostic and therapeutic ultrasound and research, culminating in the Young Investigator Awards. Suitable for Scientists, Physicists, Radiologists, Registrars in training, Advanced Practitioners, Sonographers, Manufacturers and Ultrasound Applications Specialists.

Stream 3 - Service Delivery & Clinical Management

A Day of Clinical Management, Service Delivery and Professional Issues focused on 7 day working, staffing, grading, recruitment and retention, contractual and HR issues, planning a sustainable workforce, training, NICE Guidance, AQP and other topical concerns. Suitable for Radiology and Ultrasound Service Managers, Clinical Leads, Radiologists, Ultrasound Educators, Advanced Practitioners, Lead Clinicians, students, Manufacturers and Ultrasound Applications Specialists.

Day 2 Tuesday 10th December

Stream 1 - Acute Abdominal Ultrasound

A Day of Abdominal Ultrasound focused on problem solving acute cases. Alternatively a survival guide to on-call and out of hours working! Suitable for all Consultant Radiologists and experienced practitioners who wish to update and refresh their skills.

Stream 2 - Vascular Ultrasound with the SVT

A full day of Vascular Ultrasound focused on the crossover between Vascular Science and Radiology. Will also contain updates on the topical issues of 2013 eg. the Stroke Strategy, NICE Guidance for DVT, etc. Suitable for all Vascular Scientists and Vascular Sonographers who wish to update and refresh their skills

Stream 3 - Ultrasound in Gynaecology

A full day of Gynaecological Ultrasound focused on problem solving acute cases and tackling the problems of training. Satellite sessions in the afternoon are aimed at US in Assisted Conception. Suitable for all Gynaecologists, Radiologists and experienced practitioners who wish to update and refresh their skills, Registrars in training, Advanced Practitioners, student Sonographers and Specialist Registrars

Day 3 Wednesday 11th December

Stream 1 - Ultrasound in Obstetrics

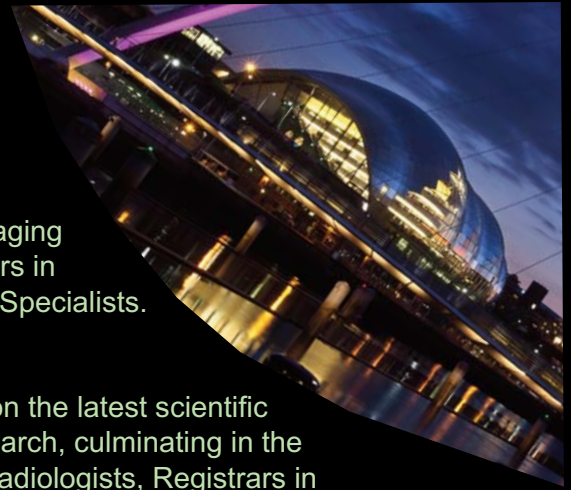
A full day of advanced Obstetric Ultrasound focused on acute problem solving. Five key problematic areas are explored with expert faculty, using a holistic clinical approach. Suitable for all US practitioners who wish to update and refresh their skills.

Stream 2 - Advanced Musculoskeletal Ultrasound

A Day of Advanced Musculoskeletal Diagnostic Ultrasound focused on acute problem solving. Four key areas are explored with expert faculty, using a holistic and sports medicine approach. Suitable for all Radiologists, Sports Medicine Physicians, Physiotherapists and practitioners who wish to update and refresh their skills.

Stream 3 - Advanced Diagnostic Radiology

A Day of Diagnostic Radiology focused on problem solving small parts and superficial structures. Suitable for all Radiologists, Sonographers and experienced practitioners who wish to update and refresh their skills, Registrars in training, Advanced Practitioners, student Sonographers and Specialist Registrars.





Henry Irving second from the left, front row, with Tony Evans centre, front row.
Can you spot any other familiar faces?

My work here is done

BMUS would like to wish two past Presidents a very happy retirement. Dr Tony Evans and Dr Henry Irving, both in Leeds, are retiring.

Dr Tony Evans, Senior Lecturer in Medical Physics, University of Leeds, was BMUS President 1992 - 1994.

Tony then handed the presidential medal over to Dr Henry Irving in 1994. The photo to the left was taken in 1993 and features some very well known faces including Mrs Jane Smith (Bates,) the late, much missed Dr Peter Twining, Prof David Evans and Dr Hylton Meire.

Henry, a Consultant Radiologist based at St James's University Hospital, Leeds, was BMUS President until 1996. Between them, they have sat on every committee imaginable over the years!

We are reliably informed that Tony retires in September, and Henry retires later this month.

See you both at the ASM, where we shall raise a glass to you and your wonderful contributions to ultrasound over the years. A word of warning, this may be accompanied by many more photos from the BMUS archives! And lots more jobs to do for BMUS, now we know you will have more time on your hands...

Sign up for **Ultrapost**



Sign up to receive a one page monthly e-newsletter with the latest BMUS and ultrasound news.

<http://bmus.org/about-bmus/getnews.asp>

Subscribers are growing each month, and Ultrapost is now the second most popular tool used to search for our journal content.

This month's issue can be found on bmusultrapost.com

The featured article is 'Comparison of Doppler ultrasound velocity parameters in the determination of internal carotid artery stenosis.'

CE Bryant, ND Pugh, DP Coleman, RJ Morris, PT Williams, KN Humphries, *University Hospital of Wales, Cardiff and Cardiff University.*



Borsha makes a friend on our stand at UKRC

BMUS had a very successful UKRC this year.

It was very encouraging to hear all the interest and enthusiasm for the ASM.

Joy and Borsha managed to coordinate their outfits with the stand, so 10/10 for such effort.

We will be exhibiting at several forthcoming events, including the Clinical Radiology Annual Meeting and the GP Forum in London next month.

Ultrasound ears to the ground

Snippets heard in ultrasound environs across the land in recent weeks.

“ Dear Kate and Wills. Congrats but the name George is taken. Thanking you.”

“ I don’t see what all the fuss is about. It’s just 2 guys hitting a little ball over a net on a Sunday afternoon.”

“ I’m sorry I didn’t send you those documents yesterday. My duck had his penis amputated.”

“ I’m pleased to tell you that you’re having a baby girl. Oh, hello, no, it is in fact a boy. Urr, hang on, I can’t be sure. It’s either a boy or girl...”

“ It’s good that BMUS 2013 doesn’t clash with any Rolling Stones gigs this year! ”

Let’s stick together

Researchers at McGill University have discovered a new way to join materials together using ultrasound. Ultrasound is normally used to smash particles apart in water. In a recent study, the team of researchers, led by McGill professor Jake Barralet, from the faculties of Dentistry and Medicine, found that if particles were coated with phosphate, they could instead bond together into strong agglomerates, about the size of grains of sand.

Nanoparticles are extremely useful but are difficult to contain because they are invisible and easily carried in the air. They can also enter the body easily, creating a concern for the safety of industrial workers and the public. A new method to stick nanoparticles to one another into something you can handle safely with your fingers, without changing their useful properties, could have implications for a range of everyday applications.

Ultrasound induces short-lived bubbles (known as cavitation) that, for a fraction of a microsecond when they collapse, create 'hotspots' of thousands of degrees. Because this bubble formation is a random and infrequent process, scientists have struggled with ways to harness this incredibly powerful phenomenon for assembling materials rather than for destroying them.

The key to the McGill team's finding was developing a way to localize cavitation at the nanoparticles' surface. This led to the discovery that their phosphate coating interacts with unstable radicals created at these hotspots and makes the nanoparticles 'weld' together irreversibly.

Their results are published in the journal *Advanced Materials*.

McGill University (2013, July 26). *Quantum of sonics: Bonded, not stirred.*

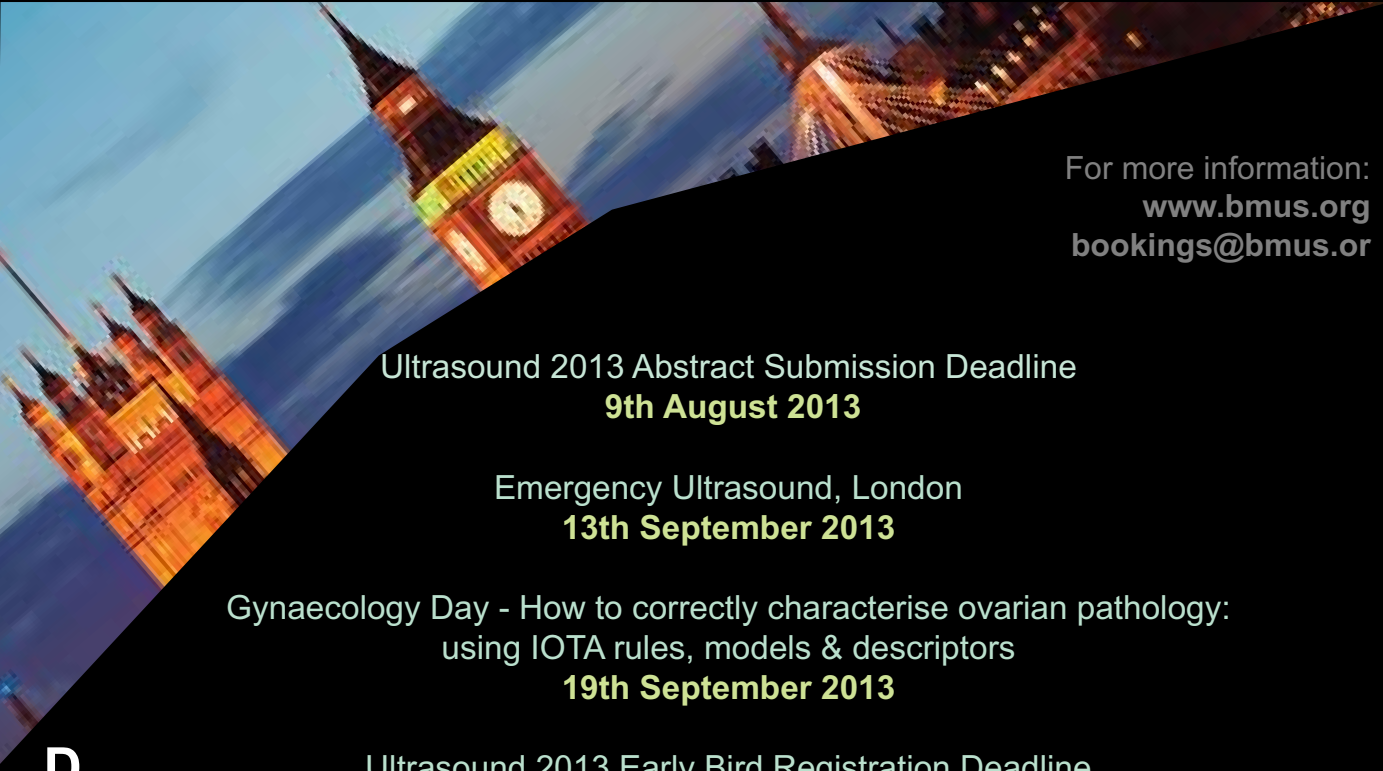
Cyber slips

Organisers of a new UK exhibition, The Meetings Show, were left red faced thanks to a simple URL error.

Having happily been building educational content for the event, organisers were keen to show off their new website. One invited a speaker to send details of their presentation via the URL www.themeetingshow.com. Unfortunately, she omitted a crucial 's' so it should have been www.meetingsshow.com.

The speaker was more than a little taken aback to see that the address he had been given guided him to visit, wait for it, The Meeting of the International Order of Sodomites, described as a 'camp twist on the variety show' on its website. Oh dear.

Memories come flooding back of a distant ASM when we inadvertently put our conference registration online as www.bmus.org.asm Needless to say, we had a sudden surge in registrations before we reorganised the link! From hereon, we're ensuring we dot all the i's and cross all the t's.



For more information:
www.bmus.org
bookings@bmus.org

Ultrasound 2013 Abstract Submission Deadline
9th August 2013

Emergency Ultrasound, London
13th September 2013

Gynaecology Day - How to correctly characterise ovarian pathology:
using IOTA rules, models & descriptors
19th September 2013

Ultrasound 2013 Early Bird Registration Deadline
27th September 2013

Great Ormond Street Paediatric Day, London
4th October 2013

DVT Integrated Practical Training, Gateshead
8th December 2013


Ultrasound 2013: BMUS Annual Scientific Meeting & Exhibition
The Sage Gateshead
9 -11 December 2013

Focused Echo Point of Care Integrated Practical Training, Gateshead
9th December 2013

Head & Neck Integrated Practical Training, Gateshead
10th December 2013

Advanced Fetal Cardiac Integrated Practical Training
Gateshead
10th December 2013

Carotid Doppler Integrated Practical Training
Gateshead
11th December 2013



D
A
T
E
S

F
O
R

Y
O
U
R

D
I
A
R
Y